

Form **990**Department of the Treasury
Internal Revenue Service

Return of Organization Exempt From Income Tax

Under section 501(c), 527, or 4947(a)(1) of the Internal Revenue Code (except private foundations)
Do not enter social security numbers on this form as it may be made public.
Go to www.irs.gov/Form990 for instructions and the latest information.

OMB No. 1545-0047

2022
Open to Public
Inspection

A For the 2022 calendar year, or tax year beginning **11/01/22**, and ending **10/31/23**
B Check if applicable:☐ Address change☐ Name change☐ Initial return☐ Final return/
terminated☐ Amended return☐ Application pending**C** Name of organization**NATIONAL FIRE SAFETY COUNCIL, INC.**

Doing business as

Number and street (or P.O. box if mail is not delivered to street address)

4065 PAGE AVE, PO BOX 378

Room/suite

City or town, state or province, country, and ZIP or foreign postal code

MICHIGAN CENTER**MI 49254-0378****D** Employer identification number**38-2292422****E** Telephone number**517-764-2811****G** Gross receipts\$**7,451,261****F** Name and address of principal officer:**HARLEY J. KAUFMAN****4065 PAGE AVENUE****MICHIGAN CENTER****MI 49254-0378****H(a)** Is this a group return for subordinates? ☐ Yes ☒ No**H(b)** Are all subordinates included? ☐ Yes ☐ No

If "No," attach a list. See instructions

I Tax-exempt status:☒ 501(c)(3)☐ 501(c) () (insert no.)☐ 4947(a)(1) or☐ 527**J** Website:**WWW.NATIONALFIRESAFETYCOUNCIL.ORG****H(c)** Group exemption number**K** Form of organization:☒ Corporation☐ Trust☐ Association☐ Other**L** Year of formation: **1979****M** State of legal domicile: **DE**

Part I Summary

Activities & Governance	1	Briefly describe the organization's mission or most significant activities: NATIONAL FIRE SAFETY COUNCIL IS THE LARGEST DISTRIBUTOR OF COMPREHENSIVE FIRE AND BURN PREVENTION AND LIFE SAFETY MATERIALS IN THE U.S., DISTRIBUTING OVER 4 MILLION PIECES OF SAFETY MATERIAL ANNUALLY.			
	2	Check this box <input type="checkbox"/> if the organization discontinued its operations or disposed of more than 25% of its net assets.			
	3	Number of voting members of the governing body (Part VI, line 1a)	6		
	4	Number of independent voting members of the governing body (Part VI, line 1b)	4		
	5	Total number of individuals employed in calendar year 2022 (Part V, line 2a)	58		
	6	Total number of volunteers (estimate if necessary)	25		
	7a	Total unrelated business revenue from Part VIII, column (C), line 12	-2,065		
	7b	Net unrelated business taxable income from Form 990-T, Part I, line 11	0		
	Revenue	8	Contributions and grants (Part VIII, line 1h)	3,620,301	3,526,528
		9	Program service revenue (Part VIII, line 2g)		0
10		Investment income (Part VIII, column (A), lines 3, 4, and 7d)	-167,418	25,562	
11		Other revenue (Part VIII, column (A), lines 5, 6d, 8c, 9c, 10c, and 11e)	558,340	144,458	
12		Total revenue - add lines 8 through 11 (must equal Part VIII, column (A), line 12)	4,011,223	3,696,548	
Expenses		13	Grants and similar amounts paid (Part IX, column (A), lines 1-3)		0
		14	Benefits paid to or for members (Part IX, column (A), line 4)		0
		15	Salaries, other compensation, employee benefits (Part IX, column (A), lines 5-10)	2,186,009	2,223,845
	16a	Professional fundraising fees (Part IX, column (A), line 11e)		0	
	b	Total fundraising expenses (Part IX, column (D), line 25)	465,509		
	17	Other expenses (Part IX, column (A), lines 11a-11d, 11f-24e)	1,541,871	1,573,965	
	18	Total expenses. Add lines 13-17 (must equal Part IX, column (A), line 25)	3,727,880	3,797,810	
	19	Revenue less expenses. Subtract line 18 from line 12	283,343	-101,262	
Net Assets or Fund Balances	20	Total assets (Part X, line 16)	3,649,784	3,511,712	
	21	Total liabilities (Part X, line 26)	236,373	180,651	
	22	Net assets or fund balances. Subtract line 21 from line 20	3,413,411	3,331,061	

Part II Signature Block

Under penalties of perjury, I declare that I have examined this return, including accompanying schedules and statements, and to the best of my knowledge and belief, it is true, correct, and complete. Declaration of preparer (other than officer) is based on all information of which preparer has any knowledge.

Sign Here	Signature of officer DIANE M. NELSON		Date 9-11-2024	
	Type or print name and title DIR./SEC./TREAS.			
Paid Preparer Use Only	Print/Type preparer's name BRADLEY S. JOHNCOX, CPA	Preparer's signature BRADLEY S. JOHNCOX, CPA	Date 09/11/24	Check <input type="checkbox"/> if PTIN self-employed P01575116
	Firm's name LALLY GROUP, PC	Firm's EIN 38-1961213		
	Firm's address PO BOX 1066 JACKSON, MI 49204-1066	Phone no. 517-787-0064		

May the IRS discuss this return with the preparer shown above? See instructions

☒ Yes ☐ No

Part III Statement of Program Service Accomplishments

Check if Schedule O contains a response or note to any line in this Part III

**1** Briefly describe the organization's mission:**SEE SCHEDULE O****2** Did the organization undertake any significant program services during the year which were not listed on the prior Form 990 or 990-EZ?☐ Yes ☒ No

If "Yes," describe these new services on Schedule O.

3 Did the organization cease conducting, or make significant changes in how it conducts, any program services?☐ Yes ☒ No

If "Yes," describe these changes on Schedule O.

4 Describe the organization's program service accomplishments for each of its three largest program services, as measured by expenses. Section 501(c)(3) and 501(c)(4) organizations are required to report the amount of grants and allocations to others, the total expenses, and revenue, if any, for each program service reported.

4a (Code:) (Expenses \$ **2,654,809** including grants of \$) (Revenue \$)
NATIONAL FIRE SAFETY COUNCIL, INC. (NFSC) PROVIDED APPROXIMATELY 1,000 FIRE SAFETY EDUCATION PROGRAMS IN 33 STATES THAT REACHED OVER 1 MILLION SCHOOL AGED CHILDREN AND THEIR FAMILIES IN THOUSANDS OF SCHOOLS. THE COUNCIL DEVELOPS AND PUBLISHES FIRE AND LIFE SAFETY EDUCATIONAL MATERIALS AND PROMOTES EDUCATION IN ASSOCIATION WITH LOCAL FIRE AND LIFE SAFETY AGENCIES THROUGHOUT THE UNITED STATES.

4b (Code:) (Expenses \$ including grants of \$) (Revenue \$)
N/A

4c (Code:) (Expenses \$ including grants of \$) (Revenue \$)
N/A

4d Other program services (Describe on Schedule O.)

(Expenses \$ including grants of \$) (Revenue \$)

4e Total program service expenses **2,654,809**

Part IV Checklist of Required Schedules

	Yes	No
1 Is the organization described in section 501(c)(3) or 4947(a)(1) (other than a private foundation)? If "Yes," complete Schedule A	X	
2 Is the organization required to complete Schedule B, Schedule of Contributors? See instructions		X
3 Did the organization engage in direct or indirect political campaign activities on behalf of or in opposition to candidates for public office? If "Yes," complete Schedule C, Part I		X
4 Section 501(c)(3) organizations. Did the organization engage in lobbying activities, or have a section 501(h) election in effect during the tax year? If "Yes," complete Schedule C, Part II		X
5 Is the organization a section 501(c)(4), 501(c)(5), or 501(c)(6) organization that receives membership dues, assessments, or similar amounts as defined in Rev. Proc. 98-19? If "Yes," complete Schedule C, Part III		X
6 Did the organization maintain any donor advised funds or any similar funds or accounts for which donors have the right to provide advice on the distribution or investment of amounts in such funds or accounts? If "Yes," complete Schedule D, Part I		X
7 Did the organization receive or hold a conservation easement, including easements to preserve open space, the environment, historic land areas, or historic structures? If "Yes," complete Schedule D, Part II		X
8 Did the organization maintain collections of works of art, historical treasures, or other similar assets? If "Yes," complete Schedule D, Part III		X
9 Did the organization report an amount in Part X, line 21, for escrow or custodial account liability, serve as a custodian for amounts not listed in Part X; or provide credit counseling, debt management, credit repair, or debt negotiation services? If "Yes," complete Schedule D, Part IV		X
10 Did the organization, directly or through a related organization, hold assets in donor-restricted endowments or in quasi endowments? If "Yes," complete Schedule D, Part V		X
11 If the organization's answer to any of the following questions is "Yes," then complete Schedule D, Parts VI, VII, VIII, IX, or X, as applicable.		
a Did the organization report an amount for land, buildings, and equipment in Part X, line 10? If "Yes," complete Schedule D, Part VI	X	
b Did the organization report an amount for investments—other securities in Part X, line 12, that is 5% or more of its total assets reported in Part X, line 16? If "Yes," complete Schedule D, Part VII		X
c Did the organization report an amount for investments—program related in Part X, line 13, that is 5% or more of its total assets reported in Part X, line 16? If "Yes," complete Schedule D, Part VIII		X
d Did the organization report an amount for other assets in Part X, line 15, that is 5% or more of its total assets reported in Part X, line 16? If "Yes," complete Schedule D, Part IX		X
e Did the organization report an amount for other liabilities in Part X, line 25? If "Yes," complete Schedule D, Part X	X	
f Did the organization's separate or consolidated financial statements for the tax year include a footnote that addresses the organization's liability for uncertain tax positions under FIN 48 (ASC 740)? If "Yes," complete Schedule D, Part X		X
12a Did the organization obtain separate, independent audited financial statements for the tax year? If "Yes," complete Schedule D, Parts XI and XII		X
b Was the organization included in consolidated, independent audited financial statements for the tax year? If "Yes," and if the organization answered "No" to line 12a, then completing Schedule D, Parts XI and XII is optional	X	
13 Is the organization a school described in section 170(b)(1)(A)(ii)? If "Yes," complete Schedule E		X
14a Did the organization maintain an office, employees, or agents outside of the United States?		X
b Did the organization have aggregate revenues or expenses of more than \$10,000 from grantmaking, fundraising, business, investment, and program service activities outside the United States, or aggregate foreign investments valued at \$100,000 or more? If "Yes," complete Schedule F, Parts I and IV		X
15 Did the organization report on Part IX, column (A), line 3, more than \$5,000 of grants or other assistance to or for any foreign organization? If "Yes," complete Schedule F, Parts II and IV		X
16 Did the organization report on Part IX, column (A), line 3, more than \$5,000 of aggregate grants or other assistance to or for foreign individuals? If "Yes," complete Schedule F, Parts III and IV		X
17 Did the organization report a total of more than \$15,000 of expenses for professional fundraising services on Part IX, column (A), lines 6 and 11e? If "Yes," complete Schedule G, Part I. See instructions		X
18 Did the organization report more than \$15,000 total of fundraising event gross income and contributions on Part VIII, lines 1c and 8a? If "Yes," complete Schedule G, Part II		X
19 Did the organization report more than \$15,000 of gross income from gaming activities on Part VIII, line 9a? If "Yes," complete Schedule G, Part III	X	
20a Did the organization operate one or more hospital facilities? If "Yes," complete Schedule H		X
b If "Yes" to line 20a, did the organization attach a copy of its audited financial statements to this return?		
21 Did the organization report more than \$5,000 of grants or other assistance to any domestic organization or domestic government on Part IX, column (A), line 1? If "Yes," complete Schedule I, Parts I and II		X

Part IV Checklist of Required Schedules (continued)

	Yes	No
22 Did the organization report more than \$5,000 of grants or other assistance to or for domestic individuals on Part IX, column (A), line 2? <i>If "Yes," complete Schedule I, Parts I and III</i>		X
23 Did the organization answer "Yes" to Part VII, Section A, line 3, 4, or 5 about compensation of the organization's current and former officers, directors, trustees, key employees, and highest compensated employees? <i>If "Yes," complete Schedule J</i>	X	
24a Did the organization have a tax-exempt bond issue with an outstanding principal amount of more than \$100,000 as of the last day of the year, that was issued after December 31, 2002? <i>If "Yes," answer lines 24b through 24d and complete Schedule K. If "No," go to line 25a</i>		X
24b Did the organization invest any proceeds of tax-exempt bonds beyond a temporary period exception?		
24c Did the organization maintain an escrow account other than a refunding escrow at any time during the year to defease any tax-exempt bonds?		
24d Did the organization act as an "on behalf of" issuer for bonds outstanding at any time during the year?		
25a Section 501(c)(3), 501(c)(4), and 501(c)(29) organizations. Did the organization engage in an excess benefit transaction with a disqualified person during the year? <i>If "Yes," complete Schedule L, Part I</i>		X
25b Is the organization aware that it engaged in an excess benefit transaction with a disqualified person in a prior year, and that the transaction has not been reported on any of the organization's prior Forms 990 or 990-EZ? <i>If "Yes," complete Schedule L, Part I</i>		X
26 Did the organization report any amount on Part X, line 5 or 22, for receivables from or payables to any current or former officer, director, trustee, key employee, creator or founder, substantial contributor, or 35% controlled entity or family member of any of these persons? <i>If "Yes," complete Schedule L, Part II</i>		X
27 Did the organization provide a grant or other assistance to any current or former officer, director, trustee, key employee, creator or founder, substantial contributor or employee thereof, a grant selection committee member, or to a 35% controlled entity (including an employee thereof) or family member of any of these persons? <i>If "Yes," complete Schedule L, Part III</i>		X
28 Was the organization a party to a business transaction with one of the following parties (see the Schedule L, Part IV, instructions for applicable filing thresholds, conditions, and exceptions):		
28a A current or former officer, director, trustee, key employee, creator or founder, or substantial contributor? <i>If "Yes," complete Schedule L, Part IV</i>		X
28b A family member of any individual described in line 28a? <i>If "Yes," complete Schedule L, Part IV</i>		X
28c A 35% controlled entity of one or more individuals and/or organizations described in line 28a or 28b? <i>If "Yes," complete Schedule L, Part IV</i>		X
29 Did the organization receive more than \$25,000 in non-cash contributions? <i>If "Yes," complete Schedule M</i>		X
30 Did the organization receive contributions of art, historical treasures, or other similar assets, or qualified conservation contributions? <i>If "Yes," complete Schedule M</i>		X
31 Did the organization liquidate, terminate, or dissolve and cease operations? <i>If "Yes," complete Schedule N, Part I</i>		X
32 Did the organization sell, exchange, dispose of, or transfer more than 25% of its net assets? <i>If "Yes," complete Schedule N, Part II</i>		X
33 Did the organization own 100% of an entity disregarded as separate from the organization under Regulations sections 301.7701-2 and 301.7701-3? <i>If "Yes," complete Schedule R, Part I</i>		X
34 Was the organization related to any tax-exempt or taxable entity? <i>If "Yes," complete Schedule R, Part II, III, or IV, and Part V, line 1</i>		X
35a Did the organization have a controlled entity within the meaning of section 512(b)(13)?	X	
35b If "Yes" to line 35a, did the organization receive any payment from or engage in any transaction with a controlled entity within the meaning of section 512(b)(13)? <i>If "Yes," complete Schedule R, Part V, line 2</i>	X	
36 Section 501(c)(3) organizations. Did the organization make any transfers to an exempt non-charitable related organization? <i>If "Yes," complete Schedule R, Part V, line 2</i>		X
37 Did the organization conduct more than 5% of its activities through an entity that is not a related organization and that is treated as a partnership for federal income tax purposes? <i>If "Yes," complete Schedule R, Part VI</i>		X
38 Did the organization complete Schedule O and provide explanations on Schedule O for Part VI, lines 11b and 19? Note: All Form 990 filers are required to complete Schedule O.	X	

Part V Statements Regarding Other IRS Filings and Tax ComplianceCheck if Schedule O contains a response or note to any line in this Part V ☐

	Yes	No
1a Enter the number reported in box 3 of Form 1096. Enter -0- if not applicable	1a 15	
1b Enter the number of Forms W-2G included on line 1a. Enter -0- if not applicable	1b 2	
1c Did the organization comply with backup withholding rules for reportable payments to vendors and reportable gaming (gambling) winnings to prize winners?		

Part V Statements Regarding Other IRS Filings and Tax Compliance (continued)		Yes	No			
2a	Enter the number of employees reported on Form W-3, Transmittal of Wage and Tax Statements, filed for the calendar year ending with or within the year covered by this return	2a	58			
b	If at least one is reported on line 2a, did the organization file all required federal employment tax returns?	2b		X		
3a	Did the organization have unrelated business gross income of \$1,000 or more during the year?	3a		X		
b	If "Yes," has it filed a Form 990-T for this year? If "No" to line 3b, provide an explanation on Schedule O	3b		X		
4a	At any time during the calendar year, did the organization have an interest in, or a signature or other authority over, a financial account in a foreign country (such as a bank account, securities account, or other financial account)?	4a			X	
b	If "Yes," enter the name of the foreign country See instructions for filing requirements for FinCEN Form 114, Report of Foreign Bank and Financial Accounts (FBAR).					
5a	Was the organization a party to a prohibited tax shelter transaction at any time during the tax year?	5a			X	
b	Did any taxable party notify the organization that it was or is a party to a prohibited tax shelter transaction?	5b			X	
c	If "Yes" to line 5a or 5b, did the organization file Form 8886-T?	5c				
6a	Does the organization have annual gross receipts that are normally greater than \$100,000, and did the organization solicit any contributions that were not tax deductible as charitable contributions?	6a			X	
b	If "Yes," did the organization include with every solicitation an express statement that such contributions or gifts were not tax deductible?	6b				
7	Organizations that may receive deductible contributions under section 170(c).					
a	Did the organization receive a payment in excess of \$75 made partly as a contribution and partly for goods and services provided to the payor?	7a				
b	If "Yes," did the organization notify the donor of the value of the goods or services provided?	7b				
c	Did the organization sell, exchange, or otherwise dispose of tangible personal property for which it was required to file Form 8282?	7c				
d	If "Yes," indicate the number of Forms 8282 filed during the year	7d				
e	Did the organization receive any funds, directly or indirectly, to pay premiums on a personal benefit contract?	7e				
f	Did the organization, during the year, pay premiums, directly or indirectly, on a personal benefit contract?	7f				
g	If the organization received a contribution of qualified intellectual property, did the organization file Form 8899 as required?	7g				
h	If the organization received a contribution of cars, boats, airplanes, or other vehicles, did the organization file a Form 1098-C?	7h				
8	Sponsoring organizations maintaining donor advised funds. Did a donor advised fund maintained by the sponsoring organization have excess business holdings at any time during the year?	8				
9	Sponsoring organizations maintaining donor advised funds.					
a	Did the sponsoring organization make any taxable distributions under section 4966?	9a				
b	Did the sponsoring organization make a distribution to a donor, donor advisor, or related person?	9b				
10	Section 501(c)(7) organizations. Enter:					
a	Initiation fees and capital contributions included on Part VIII, line 12	10a				
b	Gross receipts, included on Form 990, Part VIII, line 12, for public use of club facilities	10b				
11	Section 501(c)(12) organizations. Enter:					
a	Gross income from members or shareholders	11a				
b	Gross income from other sources. (Do not net amounts due or paid to other sources against amounts due or received from them.)	11b				
12a	Section 4947(a)(1) non-exempt charitable trusts. Is the organization filing Form 990 in lieu of Form 1041?	12a				
b	If "Yes," enter the amount of tax-exempt interest received or accrued during the year	12b				
13	Section 501(c)(29) qualified nonprofit health insurance issuers.					
a	Is the organization licensed to issue qualified health plans in more than one state? Note: See the instructions for additional information the organization must report on Schedule O.	13a				
b	Enter the amount of reserves the organization is required to maintain by the states in which the organization is licensed to issue qualified health plans	13b				
c	Enter the amount of reserves on hand	13c				
14a	Did the organization receive any payments for indoor tanning services during the tax year?	14a			X	
b	If "Yes," has it filed a Form 720 to report these payments? If "No," provide an explanation on Schedule O	14b				
15	Is the organization subject to the section 4960 tax on payment(s) of more than \$1,000,000 in remuneration or excess parachute payment(s) during the year? If "Yes," see instructions and file Form 4720, Schedule N.	15			X	
16	Is the organization an educational institution subject to the section 4968 excise tax on net investment income? If "Yes," complete Form 4720, Schedule O.	16			X	
17	Section 501(c)(21) organizations. Did the trust, any disqualified or other person engage in any activities that would result in the imposition of an excise tax under section 4951, 4952 or 4953? If "Yes," complete Form 6069.	17				

Part VI Governance, Management, and Disclosure For each "Yes" response to lines 2 through 7b below, and for a "No" response to line 8a, 8b, or 10b below, describe the circumstances, processes, or changes on Schedule O. See instructions. Check if Schedule O contains a response or note to any line in this Part VI ☒

Section A. Governing Body and Management

	Yes	No
1a Enter the number of voting members of the governing body at the end of the tax year 1a 6		
If there are material differences in voting rights among members of the governing body, or if the governing body delegated broad authority to an executive committee or similar committee, explain on Schedule O.		
b Enter the number of voting members included on line 1a, above, who are independent 1b 4		
2 Did any officer, director, trustee, or key employee have a family relationship or a business relationship with any other officer, director, trustee, or key employee?	2	X
3 Did the organization delegate control over management duties customarily performed by or under the direct supervision of officers, directors, trustees, or key employees to a management company or other person?	3	X
4 Did the organization make any significant changes to its governing documents since the prior Form 990 was filed?	4	X
5 Did the organization become aware during the year of a significant diversion of the organization's assets?	5	X
6 Did the organization have members or stockholders?	6	X
7a Did the organization have members, stockholders, or other persons who had the power to elect or appoint one or more members of the governing body?	7a	X
b Are any governance decisions of the organization reserved to (or subject to approval by) members, stockholders, or persons other than the governing body?	7b	X
8 Did the organization contemporaneously document the meetings held or written actions undertaken during the year by the following:		
a The governing body?	8a	X
b Each committee with authority to act on behalf of the governing body?	8b	X
9 Is there any officer, director, trustee, or key employee listed in Part VII, Section A, who cannot be reached at the organization's mailing address? If "Yes," provide the names and addresses on Schedule O	9	X

Section B. Policies (This Section B requests information about policies not required by the Internal Revenue Code.)

	Yes	No
10a Did the organization have local chapters, branches, or affiliates?	10a	X
b If "Yes," did the organization have written policies and procedures governing the activities of such chapters, affiliates, and branches to ensure their operations are consistent with the organization's exempt purposes?	10b	
11a Has the organization provided a complete copy of this Form 990 to all members of its governing body before filing the form?	11a	X
b Describe on Schedule O the process, if any, used by the organization to review this Form 990.		
12a Did the organization have a written conflict of interest policy? If "No," go to line 13	12a	X
b Were officers, directors, or trustees, and key employees required to disclose annually interests that could give rise to conflicts?	12b	X
c Did the organization regularly and consistently monitor and enforce compliance with the policy? If "Yes," describe on Schedule O how this was done	12c	X
13 Did the organization have a written whistleblower policy?	13	X
14 Did the organization have a written document retention and destruction policy?	14	X
15 Did the process for determining compensation of the following persons include a review and approval by independent persons, comparability data, and contemporaneous substantiation of the deliberation and decision?		
a The organization's CEO, Executive Director, or top management official	15a	X
b Other officers or key employees of the organization	15b	X
If "Yes" to line 15a or 15b, describe the process on Schedule O. See instructions.		
16a Did the organization invest in, contribute assets to, or participate in a joint venture or similar arrangement with a taxable entity during the year?	16a	X
b If "Yes," did the organization follow a written policy or procedure requiring the organization to evaluate its participation in joint venture arrangements under applicable federal tax law, and take steps to safeguard the organization's exempt status with respect to such arrangements?	16b	

Section C. Disclosure

17 List the states with which a copy of this Form 990 is required to be filed **AL, AZ, AR, CA, CO, CT, DE, FL, GA, IA, IL, IN, KS**

18 Section 6104 requires an organization to make its Forms 1023 (1024 or 1024-A, if applicable), 990, and 990-T (section 501(c)(3)s only) available for public inspection. Indicate how you made these available. Check all that apply.
☒ Own website ☐ Another's website ☒ Upon request ☐ Other (explain on Schedule O)

19 Describe on Schedule O whether (and if so, how) the organization made its governing documents, conflict of interest policy, and financial statements available to the public during the tax year.

20 State the name, address, and telephone number of the person who possesses the organization's books and records

DIANE M. NELSON
MICHIGAN CENTER

PO BOX 378

MI 49254-0378 517-764-2811

Part VII Compensation of Officers, Directors, Trustees, Key Employees, Highest Compensated Employees, and Independent ContractorsCheck if Schedule O contains a response or note to any line in this Part VII ☐**Section A. Officers, Directors, Trustees, Key Employees, and Highest Compensated Employees****1a** Complete this table for all persons required to be listed. Report compensation for the calendar year ending with or within the organization's tax year.

- List all of the organization's **current** officers, directors, trustees (whether individuals or organizations), regardless of amount of compensation. Enter -0- in columns (D), (E), and (F) if no compensation was paid.
 - List all of the organization's **current** key employees, if any. See instructions for definition of "key employee."
 - List the organization's five **current** highest compensated employees (other than an officer, director, trustee, or key employee) who received reportable compensation (box 5 of Form W-2, box 6 of Form 1099-MISC, and/or box 1 of Form 1099-NEC) of more than \$100,000 from the organization and any related organizations.
 - List all of the organization's **former** officers, key employees, and highest compensated employees who received more than \$100,000 of reportable compensation from the organization and any related organizations.
 - List all of the organization's **former directors or trustees** that received, in the capacity as a former director or trustee of the organization, more than \$10,000 of reportable compensation from the organization and any related organizations.
- See the instructions for the order in which to list the persons above.

☐ Check this box if neither the organization nor any related organization compensated any current officer, director, or trustee.

(A) Name and title	(B) Average hours per week (list any hours for related organizations below dotted line)	(C) Position (do not check more than one box, unless person is both an officer and a director/trustee)						(D) Reportable compensation from the organization (W-2/ 1099-MISC/ 1099-NEC)	(E) Reportable compensation from related organizations (W-2/ 1099-MISC/ 1099-NEC)	(F) Estimated amount of other compensation from the organization and related organizations
		Individual trustee or director	Institutional trustee	Officer	Key employee	Highest compensated employee	Former			
(1) LISA CONWAY	40.00									
SAFETY COUNSELOR	0.00					X		176,063	0	7,043
(2) HARLEY J. KAUFMAN	20.00									
PRESIDENT/DIRECTOR	20.00	X		X				78,700	78,581	6,448
(3) ELIZABETH PETRIE	28.00									
SAFETY COUNSELOR	12.00					X		106,547	48,358	4,262
(4) CONNIE RAMSEY	22.00									
SAFETY COUNSELOR	18.00					X		83,070	68,859	0
(5) CHARLES BRICKER	0.00									
SAFETY COUNSELOR	40.00					X		0	126,278	0
(6) DOROTHY EUBANK	0.00									
SAFETY COUNSELOR	40.00					X		0	107,083	3,213
(7) DIANE M. NELSON	38.00									
DIR./SEC./TREAS.	2.00	X		X				70,918	0	18,027
(8) W. THOMAS HAYNES	2.00									
DIRECTOR	2.00	X						0	0	0
(9) BRADLEY JOHNCOX	2.00									
DIRECTOR	4.00	X						0	0	0
(10) JEFFREY KINNEY	2.00									
DIRECTOR	2.00	X						0	0	0
(11) JIM VANCE	2.00									
VICE PRESIDENT	2.00	X		X				0	0	0

Part VIII Statement of RevenueCheck if Schedule O contains a response or note to any line in this Part VIII ☐

				(A) Total revenue	(B) Related or exempt function revenue	(C) Unrelated business revenue	(D) Revenue excluded from tax under sections 512-514
Contributions, Gifts, Grants and Other Similar Amounts	1a Federated campaigns	1a		3,526,528			
	b Membership dues	1b					
	c Fundraising events	1c					
	d Related organizations	1d					
	e Government grants (contributions)	1e					
	f All other contributions, gifts, grants, and similar amounts not included above	1f	3,526,528				
	g Noncash contributions included in lines 1a-1f	1g	\$				
	h Total. Add lines 1a-1f						
Program Service Revenue	2a Business Code						
	b						
	c						
	d						
	e						
	f All other program service revenue						
	g Total. Add lines 2a-2f						
Other Revenue	3 Investment income (including dividends, interest, and other similar amounts)			25,562	25,562		
	4 Income from investment of tax-exempt bond proceeds						
	5 Royalties						
	6a Gross rents	6a	(i) Real 144,000 (ii) Personal				
	b Less: rental expenses	6b	131,590				
	c Rental inc. or (loss)	6c	12,410				
	d Net rental income or (loss)			12,410		-2,065	14,475
	7a Gross amount from sales of assets other than inventory	7a	(i) Securities (ii) Other				
	b Less: cost or other basis and sales exps.	7b					
	c Gain or (loss)	7c					
	d Net gain or (loss)						
	8a Gross income from fundraising events (not including \$ of contributions reported on line 1c). See Part IV, line 18	8a					
	b Less: direct expenses	8b					
	c Net income or (loss) from fundraising events						
	9a Gross income from gaming activities. See Part IV, line 19	9a	3,711,375				
	b Less: direct expenses	9b	3,623,123				
c Net income or (loss) from gaming activities			88,252			88,252	
10a Gross sales of inventory, less returns and allowances	10a						
b Less: cost of goods sold	10b						
c Net income or (loss) from sales of inventory							
Miscellaneous Revenue	11a COST SHARING REVENUE			33,262	33,262		
	11b TOY MACHINE TELE REVENUE			9,287	9,287		
	11c OTHER INCOME			1,247	1,247		
	11d All other revenue						
	11e Total. Add lines 11a-11d			43,796			
12 Total revenue. See instructions				3,696,548	69,358	-2,065	102,727

Part IX Statement of Functional Expenses

Section 501(c)(3) and 501(c)(4) organizations must complete all columns. All other organizations must complete column (A).

Check if Schedule O contains a response or note to any line in this Part IX ☐

Do not include amounts reported on lines 6b, 7b, 8b, 9b, and 10b of Part VIII.

	(A) Total expenses	(B) Program service expenses	(C) Management and general expenses	(D) Fundraising expenses
1 Grants and other assistance to domestic organizations and domestic governments. See Part IV, line 21				
2 Grants and other assistance to domestic individuals. See Part IV, line 22				
3 Grants and other assistance to foreign organizations, foreign governments, and foreign individuals. See Part IV, lines 15 and 16				
4 Benefits paid to or for members				
5 Compensation of current officers, directors, trustees, and key employees	190,111		190,111	
6 Compensation not included above to disqualified persons (as defined under section 4958(f)(1)) and persons described in section 4958(c)(3)(B)	15,573		15,573	
7 Other salaries and wages	1,734,041	1,376,433	120,816	236,792
8 Pension plan accruals and contributions (include section 401(k) and 403(b) employer contributions)	49,184	35,413	7,869	5,902
9 Other employee benefits	87,793	43,401	33,345	11,047
10 Payroll taxes	147,143	105,943	23,543	17,657
11 Fees for services (nonemployees):				
a Management				
b Legal	1,401		1,401	
c Accounting	65,800		65,800	
d Lobbying				
e Professional fundraising services. See Part IV, line 17				
f Investment management fees	11,796		11,796	
g Other. (If line 11g amount exceeds 10% of line 25, column (A) amount, list line 11g expenses on Schedule O.)	36,012	1,748	34,264	
12 Advertising and promotion				
13 Office expenses	247,282	56,228	25,694	165,360
14 Information technology	99,318		99,318	
15 Royalties				
16 Occupancy	67,833	24,241	24,241	19,351
17 Travel	172,316	155,084		17,232
18 Payments of travel or entertainment expenses for any federal, state, or local public officials				
19 Conferences, conventions, and meetings	26,518	26,518		
20 Interest	7,575	3,787	3,788	
21 Payments to affiliates				
22 Depreciation, depletion, and amortization	20,279	7,957	3,978	8,344
23 Insurance	62,410		62,410	
24 Other expenses. Itemize expenses not covered above (List miscellaneous expenses on line 24e. If line 24e amount exceeds 10% of line 25, column (A) amount, list line 24e expenses on Schedule O.)				
a MATERIALS/PROGRAM FULFILL	756,965	756,965		
b ALLOCATED OTHER SALARIES	42,343	41,120	14,786	-13,563
c AUTO	8,549	4,275	4,274	
d STATE FILING FEES	3,589	2,871	359	359
e All other expenses	-56,021	12,825	-65,874	-2,972
25 Total functional expenses. Add lines 1 through 24e	3,797,810	2,654,809	677,492	465,509
26 Joint costs. Complete this line only if the organization reported in column (B) joint costs from a combined educational campaign and fundraising solicitation. Check here <input type="checkbox"/> if following SOP 98-2 (ASC 958-720)	1,396,426	1,256,784		139,642

Part X Balance SheetCheck if Schedule O contains a response or note to any line in this Part X ☐

		(A) Beginning of year		(B) End of year
Assets	1 Cash—non-interest-bearing	647,658	1	342,307
	2 Savings and temporary cash investments	512,908	2	224,984
	3 Pledges and grants receivable, net	30,406	3	15,266
	4 Accounts receivable, net	818	4	2,500
	5 Loans and other receivables from any current or former officer, director, trustee, key employee, creator or founder, substantial contributor, or 35% controlled entity or family member of any of these persons		5	
	6 Loans and other receivables from other disqualified persons (as defined under section 4958(f)(1)), and persons described in section 4958(c)(3)(B)		6	
	7 Notes and loans receivable, net	496,627	7	710,616
	8 Inventories for sale or use	487,303	8	583,110
	9 Prepaid expenses and deferred charges	39,975	9	51,189
	10a Land, buildings, and equipment: cost or other basis. Complete Part VI of Schedule D	10a 2,144,298		
	b Less: accumulated depreciation	10b 1,357,691	704,375	10c 786,607
	11 Investments—publicly traded securities	728,714	11	776,456
	12 Investments—other securities. See Part IV, line 11		12	
	13 Investments—program-related. See Part IV, line 11		13	
	14 Intangible assets		14	
	15 Other assets. See Part IV, line 11	1,000	15	18,677
16 Total assets. Add lines 1 through 15 (must equal line 33)	3,649,784	16	3,511,712	
Liabilities	17 Accounts payable and accrued expenses	208,793	17	149,761
	18 Grants payable		18	
	19 Deferred revenue		19	
	20 Tax-exempt bond liabilities		20	
	21 Escrow or custodial account liability. Complete Part IV of Schedule D		21	
	22 Loans and other payables to any current or former officer, director, trustee, key employee, creator or founder, substantial contributor, or 35% controlled entity or family member of any of these persons		22	
	23 Secured mortgages and notes payable to unrelated third parties	12,780	23	8,763
	24 Unsecured notes and loans payable to unrelated third parties		24	
	25 Other liabilities (including federal income tax, payables to related third parties, and other liabilities not included on lines 17-24). Complete Part X of Schedule D	14,800	25	22,127
	26 Total liabilities. Add lines 17 through 25	236,373	26	180,651
Net Assets or Fund Balances	Organizations that follow FASB ASC 958, check here <input checked="" type="checkbox"/> and complete lines 27, 28, 32, and 33.			
	27 Net assets without donor restrictions	3,413,411	27	3,331,061
	28 Net assets with donor restrictions		28	
	Organizations that do not follow FASB ASC 958, check here <input type="checkbox"/> and complete lines 29 through 33.			
	29 Capital stock or trust principal, or current funds		29	
	30 Paid-in or capital surplus, or land, building, or equipment fund		30	
	31 Retained earnings, endowment, accumulated income, or other funds		31	
	32 Total net assets or fund balances	3,413,411	32	3,331,061
33 Total liabilities and net assets/fund balances	3,649,784	33	3,511,712	

Part XI Reconciliation of Net AssetsCheck if Schedule O contains a response or note to any line in this Part XI ☒

1	Total revenue (must equal Part VIII, column (A), line 12)	1	3,696,548
2	Total expenses (must equal Part IX, column (A), line 25)	2	3,797,810
3	Revenue less expenses. Subtract line 2 from line 1	3	-101,262
4	Net assets or fund balances at beginning of year (must equal Part X, line 32, column (A))	4	3,413,411
5	Net unrealized gains (losses) on investments	5	21,089
6	Donated services and use of facilities	6	
7	Investment expenses	7	
8	Prior period adjustments	8	
9	Other changes in net assets or fund balances (explain on Schedule O)	9	-2,177
10	Net assets or fund balances at end of year. Combine lines 3 through 9 (must equal Part X, line 32, column (B))	10	3,331,061

Part XII Financial Statements and ReportingCheck if Schedule O contains a response or note to any line in this Part XII ☐

	Yes	No
1 Accounting method used to prepare the Form 990: <input type="checkbox"/> Cash <input checked="" type="checkbox"/> Accrual <input type="checkbox"/> Other _____ If the organization changed its method of accounting from a prior year or checked "Other," explain on Schedule O.		
2a Were the organization's financial statements compiled or reviewed by an independent accountant? If "Yes," check a box below to indicate whether the financial statements for the year were compiled or reviewed on a separate basis, consolidated basis, or both: <input type="checkbox"/> Separate basis <input type="checkbox"/> Consolidated basis <input type="checkbox"/> Both consolidated and separate basis	2a	X
b Were the organization's financial statements audited by an independent accountant? If "Yes," check a box below to indicate whether the financial statements for the year were audited on a separate basis, consolidated basis, or both: <input type="checkbox"/> Separate basis <input checked="" type="checkbox"/> Consolidated basis <input type="checkbox"/> Both consolidated and separate basis	2b	X
c If "Yes" to line 2a or 2b, does the organization have a committee that assumes responsibility for oversight of the audit, review, or compilation of its financial statements and selection of an independent accountant? If the organization changed either its oversight process or selection process during the tax year, explain on Schedule O.	2c	X
3a As a result of a federal award, was the organization required to undergo an audit or audits as set forth in the Uniform Guidance, 2 C.F.R. Part 200, Subpart F?	3a	X
b If "Yes," did the organization undergo the required audit or audits? If the organization did not undergo the required audit or audits, explain why on Schedule O and describe any steps taken to undergo such audits	3b	

SCHEDULE A
(Form 990)Department of the Treasury
Internal Revenue Service**Public Charity Status and Public Support**

Complete if the organization is a section 501(c)(3) organization or a section 4947(a)(1) nonexempt charitable trust.

Attach to Form 990 or Form 990-EZ.

Go to www.irs.gov/Form990 for instructions and the latest information.

OMB No. 1545-0047

2022**Open to Public
Inspection**

Name of the organization

NATIONAL FIRE SAFETY COUNCIL, INC.

Employer identification number

38-2292422**Part I Reason for Public Charity Status.** (All organizations must complete this part.) See instructions.

The organization is not a private foundation because it is: (For lines 1 through 12, check only one box.)

- 1 ☐ A church, convention of churches, or association of churches described in **section 170(b)(1)(A)(i).**
- 2 ☐ A school described in **section 170(b)(1)(A)(ii).** (Attach Schedule E (Form 990).)
- 3 ☐ A hospital or a cooperative hospital service organization described in **section 170(b)(1)(A)(iii).**
- 4 ☐ A medical research organization operated in conjunction with a hospital described in **section 170(b)(1)(A)(iii).** Enter the hospital's name, city, and state:
- 5 ☐ An organization operated for the benefit of a college or university owned or operated by a governmental unit described in **section 170(b)(1)(A)(iv).** (Complete Part II.)
- 6 ☐ A federal, state, or local government or governmental unit described in **section 170(b)(1)(A)(v).**
- 7 ☒ An organization that normally receives a substantial part of its support from a governmental unit or from the general public described in **section 170(b)(1)(A)(vi).** (Complete Part II.)
- 8 ☐ A community trust described in **section 170(b)(1)(A)(vi).** (Complete Part II.)
- 9 ☐ An agricultural research organization described in **section 170(b)(1)(A)(ix)** operated in conjunction with a land-grant college or university or a non-land-grant college of agriculture (see instructions). Enter the name, city, and state of the college or university:
- 10 ☐ An organization that normally receives (1) more than 33 1/3% of its support from contributions, membership fees, and gross receipts from activities related to its exempt functions, subject to certain exceptions; and (2) no more than 33 1/3% of its support from gross investment income and unrelated business taxable income (less section 511 tax) from businesses acquired by the organization after June 30, 1975. See **section 509(a)(2).** (Complete Part III.)
- 11 ☐ An organization organized and operated exclusively to test for public safety. See **section 509(a)(4).**
- 12 ☐ An organization organized and operated exclusively for the benefit of, to perform the functions of, or to carry out the purposes of one or more publicly supported organizations described in **section 509(a)(1)** or **section 509(a)(2).** See **section 509(a)(3).** Check the box on lines 12a through 12d that describes the type of supporting organization and complete lines 12e, 12f, and 12g.
- a ☐ **Type I.** A supporting organization operated, supervised, or controlled by its supported organization(s), typically by giving the supported organization(s) the power to regularly appoint or elect a majority of the directors or trustees of the supporting organization. **You must complete Part IV, Sections A and B.**
- b ☐ **Type II.** A supporting organization supervised or controlled in connection with its supported organization(s), by having control or management of the supporting organization vested in the same persons that control or manage the supported organization(s). **You must complete Part IV, Sections A and C.**
- c ☐ **Type III functionally integrated.** A supporting organization operated in connection with, and functionally integrated with, its supported organization(s) (see instructions). **You must complete Part IV, Sections A, D, and E.**
- d ☐ **Type III non-functionally integrated.** A supporting organization operated in connection with its supported organization(s) that is not functionally integrated. The organization generally must satisfy a distribution requirement and an attentiveness requirement (see instructions). **You must complete Part IV, Sections A and D, and Part V.**
- e ☐ Check this box if the organization received a written determination from the IRS that it is a Type I, Type II, Type III functionally integrated, or Type III non-functionally integrated supporting organization.
- f Enter the number of supported organizations:
- g Provide the following information about the supported organization(s).

(i) Name of supported organization	(ii) EIN	(iii) Type of organization (described on lines 1–10 above (see instructions))	(iv) Is the organization listed in your governing document?		(v) Amount of monetary support (see instructions)	(vi) Amount of other support (see instructions)
			Yes	No		
(A)						
(B)						
(C)						
(D)						
(E)						
Total						

For Paperwork Reduction Act Notice, see the Instructions for Form 990 or 990-EZ.

Schedule A (Form 990) 2022

Part II Support Schedule for Organizations Described in Sections 170(b)(1)(A)(iv) and 170(b)(1)(A)(vi)

(Complete only if you checked the box on line 5, 7, or 8 of Part I or if the organization failed to qualify under Part III. If the organization fails to qualify under the tests listed below, please complete Part III.)

Section A. Public Support

Calendar year (or fiscal year beginning in)	(a) 2018	(b) 2019	(c) 2020	(d) 2021	(e) 2022	(f) Total
1 Gifts, grants, contributions, and membership fees received. (Do not include any "unusual grants.")	3,186,854	2,850,443	3,372,435	3,620,301	3,526,528	16,556,561
2 Tax revenues levied for the organization's benefit and either paid to or expended on its behalf						
3 The value of services or facilities furnished by a governmental unit to the organization without charge						
4 Total. Add lines 1 through 3	3,186,854	2,850,443	3,372,435	3,620,301	3,526,528	16,556,561
5 The portion of total contributions by each person (other than a governmental unit or publicly supported organization) included on line 1 that exceeds 2% of the amount shown on line 11, column (f)						
6 Public support. Subtract line 5 from line 4						16,556,561

Section B. Total Support

Calendar year (or fiscal year beginning in)	(a) 2018	(b) 2019	(c) 2020	(d) 2021	(e) 2022	(f) Total
7 Amounts from line 4	3,186,854	2,850,443	3,372,435	3,620,301	3,526,528	16,556,561
8 Gross income from interest, dividends, payments received on securities loans, rents, royalties, and income from similar sources	7,674	-22,590	13,386	-412	140,400	138,458
9 Net income from unrelated business activities, whether or not the business is regularly carried on			1,181			1,181
10 Other income. Do not include gain or loss from the sale of capital assets (Explain in Part VI.)	60,170	28,255	438,352	449,097	3,711,375	4,687,249
11 Total support. Add lines 7 through 10						21,383,449
12 Gross receipts from related activities, etc. (see instructions)					12	1,079,190
13 First 5 years. If the Form 990 is for the organization's first, second, third, fourth, or fifth tax year as a section 501(c)(3) organization, check this box and stop here						<input type="checkbox"/>

Section C. Computation of Public Support Percentage

14 Public support percentage for 2022 (line 6, column (f) divided by line 11, column (f))	14	77.43 %
15 Public support percentage from 2021 Schedule A, Part II, line 14	15	94.45 %
16a 33 1/3% support test—2022. If the organization did not check the box on line 13, and line 14 is 33 1/3% or more, check this box and stop here. The organization qualifies as a publicly supported organization	<input checked="" type="checkbox"/>	
b 33 1/3% support test—2021. If the organization did not check a box on line 13 or 16a, and line 15 is 33 1/3% or more, check this box and stop here. The organization qualifies as a publicly supported organization	<input type="checkbox"/>	
17a 10%-facts-and-circumstances test—2022. If the organization did not check a box on line 13, 16a, or 16b, and line 14 is 10% or more, and if the organization meets the facts-and-circumstances test, check this box and stop here. Explain in Part VI how the organization meets the facts-and-circumstances test. The organization qualifies as a publicly supported organization	<input type="checkbox"/>	
b 10%-facts-and-circumstances test—2021. If the organization did not check a box on line 13, 16a, 16b, or 17a, and line 15 is 10% or more, and if the organization meets the facts-and-circumstances test, check this box and stop here. Explain in Part VI how the organization meets the facts-and-circumstances test. The organization qualifies as a publicly supported organization	<input type="checkbox"/>	
18 Private foundation. If the organization did not check a box on line 13, 16a, 16b, 17a, or 17b, check this box and see instructions	<input type="checkbox"/>	

Part III Support Schedule for Organizations Described in Section 509(a)(2)

(Complete only if you checked the box on line 10 of Part I or if the organization failed to qualify under Part II.

If the organization fails to qualify under the tests listed below, please complete Part II.)

Section A. Public Support

Calendar year (or fiscal year beginning in)	(a) 2018	(b) 2019	(c) 2020	(d) 2021	(e) 2022	(f) Total
1 Gifts, grants, contributions, and membership fees received. (Do not include any "unusual grants.")						
2 Gross receipts from admissions, merchandise sold or services performed, or facilities furnished in any activity that is related to the organization's tax-exempt purpose						
3 Gross receipts from activities that are not an unrelated trade or business under section 513						
4 Tax revenues levied for the organization's benefit and either paid to or expended on its behalf						
5 The value of services or facilities furnished by a governmental unit to the organization without charge						
6 Total. Add lines 1 through 5						
7a Amounts included on lines 1, 2, and 3 received from disqualified persons						
b Amounts included on lines 2 and 3 received from other than disqualified persons that exceed the greater of \$5,000 or 1% of the amount on line 13 for the year						
c Add lines 7a and 7b						
8 Public support. (Subtract line 7c from line 6.)						

Section B. Total Support

Calendar year (or fiscal year beginning in)	(a) 2018	(b) 2019	(c) 2020	(d) 2021	(e) 2022	(f) Total
9 Amounts from line 6						
10a Gross income from interest, dividends, payments received on securities loans, rents, royalties, and income from similar sources						
b Unrelated business taxable income (less section 511 taxes) from businesses acquired after June 30, 1975						
c Add lines 10a and 10b						
11 Net income from unrelated business activities not included on line 10b, whether or not the business is regularly carried on						
12 Other income. Do not include gain or loss from the sale of capital assets (Explain in Part VI.)						
13 Total support. (Add lines 9, 10c, 11, and 12.)						
14 First 5 years. If the Form 990 is for the organization's first, second, third, fourth, or fifth tax year as a section 501(c)(3) organization, check this box and stop here						<input type="checkbox"/>

Section C. Computation of Public Support Percentage

15 Public support percentage for 2022 (line 8, column (f), divided by line 13, column (f))	15	%
16 Public support percentage from 2021 Schedule A, Part III, line 15	16	%

Section D. Computation of Investment Income Percentage

17 Investment income percentage for 2022 (line 10c, column (f), divided by line 13, column (f))	17	%
18 Investment income percentage from 2021 Schedule A, Part III, line 17	18	%
19a 33 1/3% support tests—2022. If the organization did not check the box on line 14, and line 15 is more than 33 1/3%, and line 17 is not more than 33 1/3%, check this box and stop here . The organization qualifies as a publicly supported organization		<input type="checkbox"/>
b 33 1/3% support tests—2021. If the organization did not check a box on line 14 or line 19a, and line 16 is more than 33 1/3%, and line 18 is not more than 33 1/3%, check this box and stop here . The organization qualifies as a publicly supported organization		<input type="checkbox"/>
20 Private foundation. If the organization did not check a box on line 14, 19a, or 19b, check this box and see instructions		<input type="checkbox"/>

Part IV Supporting Organizations

(Complete only if you checked a box on line 12 on Part I. If you checked box 12a, Part I, complete Sections A and B. If you checked box 12b, Part I, complete Sections A and C. If you checked box 12c, Part I, complete Sections A, D, and E. If you checked box 12d, Part I, complete Sections A and D, and complete Part V.)

Section A. All Supporting Organizations

	Yes	No
1 Are all of the organization's supported organizations listed by name in the organization's governing documents? <i>If "No," describe in Part VI how the supported organizations are designated. If designated by class or purpose, describe the designation. If historic and continuing relationship, explain.</i>		
2 Did the organization have any supported organization that does not have an IRS determination of status under section 509(a)(1) or (2)? <i>If "Yes," explain in Part VI how the organization determined that the supported organization was described in section 509(a)(1) or (2).</i>		
3a Did the organization have a supported organization described in section 501(c)(4), (5), or (6)? <i>If "Yes," answer lines 3b and 3c below.</i>		
b Did the organization confirm that each supported organization qualified under section 501(c)(4), (5), or (6) and satisfied the public support tests under section 509(a)(2)? <i>If "Yes," describe in Part VI when and how the organization made the determination.</i>		
c Did the organization ensure that all support to such organizations was used exclusively for section 170(c)(2)(B) purposes? <i>If "Yes," explain in Part VI what controls the organization put in place to ensure such use.</i>		
4a Was any supported organization not organized in the United States ("foreign supported organization")? <i>If "Yes," and if you checked box 12a or 12b in Part I, answer lines 4b and 4c below.</i>		
b Did the organization have ultimate control and discretion in deciding whether to make grants to the foreign supported organization? <i>If "Yes," describe in Part VI how the organization had such control and discretion despite being controlled or supervised by or in connection with its supported organizations.</i>		
c Did the organization support any foreign supported organization that does not have an IRS determination under sections 501(c)(3) and 509(a)(1) or (2)? <i>If "Yes," explain in Part VI what controls the organization used to ensure that all support to the foreign supported organization was used exclusively for section 170(c)(2)(B) purposes.</i>		
5a Did the organization add, substitute, or remove any supported organizations during the tax year? <i>If "Yes," answer lines 5b and 5c below (if applicable). Also, provide detail in Part VI, including (i) the names and EIN numbers of the supported organizations added, substituted, or removed; (ii) the reasons for each such action; (iii) the authority under the organization's organizing document authorizing such action; and (iv) how the action was accomplished (such as by amendment to the organizing document).</i>		
b Type I or Type II only. Was any added or substituted supported organization part of a class already designated in the organization's organizing document?		
c Substitutions only. Was the substitution the result of an event beyond the organization's control?		
6 Did the organization provide support (whether in the form of grants or the provision of services or facilities) to anyone other than (i) its supported organizations, (ii) individuals that are part of the charitable class benefited by one or more of its supported organizations, or (iii) other supporting organizations that also support or benefit one or more of the filing organization's supported organizations? <i>If "Yes," provide detail in Part VI.</i>		
7 Did the organization provide a grant, loan, compensation, or other similar payment to a substantial contributor (as defined in section 4958(c)(3)(C)), a family member of a substantial contributor, or a 35% controlled entity with regard to a substantial contributor? <i>If "Yes," complete Part I of Schedule L (Form 990).</i>		
8 Did the organization make a loan to a disqualified person (as defined in section 4958) not described on line 7? <i>If "Yes," complete Part I of Schedule L (Form 990).</i>		
9a Was the organization controlled directly or indirectly at any time during the tax year by one or more disqualified persons, as defined in section 4946 (other than foundation managers and organizations described in section 509(a)(1) or (2))? <i>If "Yes," provide detail in Part VI.</i>		
b Did one or more disqualified persons (as defined on line 9a) hold a controlling interest in any entity in which the supporting organization had an interest? <i>If "Yes," provide detail in Part VI.</i>		
c Did a disqualified person (as defined on line 9a) have an ownership interest in, or derive any personal benefit from, assets in which the supporting organization also had an interest? <i>If "Yes," provide detail in Part VI.</i>		
10a Was the organization subject to the excess business holdings rules of section 4943 because of section 4943(f) (regarding certain Type II supporting organizations, and all Type III non-functionally integrated supporting organizations)? <i>If "Yes," answer line 10b below.</i>		
b Did the organization have any excess business holdings in the tax year? <i>(Use Schedule C, Form 4720, to determine whether the organization had excess business holdings.)</i>		

Part IV Supporting Organizations (continued)

	Yes	No
11 Has the organization accepted a gift or contribution from any of the following persons?		
a A person who directly or indirectly controls, either alone or together with persons described on lines 11b and 11c below, the governing body of a supported organization?	11a	
b A family member of a person described on line 11a above?	11b	
c A 35% controlled entity of a person described on line 11a or 11b above? If "Yes" to line 11a, 11b, or 11c, provide detail in Part VI.	11c	

Section B. Type I Supporting Organizations

	Yes	No
1 Did the governing body, members of the governing body, officers acting in their official capacity, or membership of one or more supported organizations have the power to regularly appoint or elect at least a majority of the organization's officers, directors, or trustees at all times during the tax year? If "No," describe in Part VI how the supported organization(s) effectively operated, supervised, or controlled the organization's activities. If the organization had more than one supported organization, describe how the powers to appoint and/or remove officers, directors, or trustees were allocated among the supported organizations and what conditions or restrictions, if any, applied to such powers during the tax year.	1	
2 Did the organization operate for the benefit of any supported organization other than the supported organization(s) that operated, supervised, or controlled the supporting organization? If "Yes," explain in Part VI how providing such benefit carried out the purposes of the supported organization(s) that operated, supervised, or controlled the supporting organization.	2	

Section C. Type II Supporting Organizations

	Yes	No
1 Were a majority of the organization's directors or trustees during the tax year also a majority of the directors or trustees of each of the organization's supported organization(s)? If "No," describe in Part VI how control or management of the supporting organization was vested in the same persons that controlled or managed the supported organization(s).	1	

Section D. All Type III Supporting Organizations

	Yes	No
1 Did the organization provide to each of its supported organizations, by the last day of the fifth month of the organization's tax year, (i) a written notice describing the type and amount of support provided during the prior tax year, (ii) a copy of the Form 990 that was most recently filed as of the date of notification, and (iii) copies of the organization's governing documents in effect on the date of notification, to the extent not previously provided?	1	
2 Were any of the organization's officers, directors, or trustees either (i) appointed or elected by the supported organization(s) or (ii) serving on the governing body of a supported organization? If "No," explain in Part VI how the organization maintained a close and continuous working relationship with the supported organization(s).	2	
3 By reason of the relationship described on line 2, above, did the organization's supported organizations have a significant voice in the organization's investment policies and in directing the use of the organization's income or assets at all times during the tax year? If "Yes," describe in Part VI the role the organization's supported organizations played in this regard.	3	

Section E. Type III Functionally Integrated Supporting Organizations

1 Check the box next to the method that the organization used to satisfy the Integral Part Test during the year (see instructions).			
a <input type="checkbox"/> The organization satisfied the Activities Test. Complete line 2 below.			
b <input type="checkbox"/> The organization is the parent of each of its supported organizations. Complete line 3 below.			
c <input type="checkbox"/> The organization supported a governmental entity. Describe in Part VI how you supported a governmental entity (see instructions).			
2 Activities Test. Answer lines 2a and 2b below.		Yes	No
a Did substantially all of the organization's activities during the tax year directly further the exempt purposes of the supported organization(s) to which the organization was responsive? If "Yes," then in Part VI identify those supported organizations and explain how these activities directly furthered their exempt purposes, how the organization was responsive to those supported organizations, and how the organization determined that these activities constituted substantially all of its activities.	2a		
b Did the activities described on line 2a, above, constitute activities that, but for the organization's involvement, one or more of the organization's supported organization(s) would have been engaged in? If "Yes," explain in Part VI the reasons for the organization's position that its supported organization(s) would have engaged in these activities but for the organization's involvement.	2b		
3 Parent of Supported Organizations. Answer lines 3a and 3b below.			
a Did the organization have the power to regularly appoint or elect a majority of the officers, directors, or trustees of each of the supported organizations? If "Yes" or "No," provide details in Part VI.	3a		
b Did the organization exercise a substantial degree of direction over the policies, programs, and activities of each of its supported organizations? If "Yes," describe in Part VI the role played by the organization in this regard.	3b		

Part V Type III Non-Functionally Integrated 509(a)(3) Supporting Organizations

- 1 ☐ Check here if the organization satisfied the Integral Part Test as a qualifying trust on Nov. 20, 1970 (explain in Part VI). See instructions. All other Type III non-functionally integrated supporting organizations must complete Sections A through E.

Section A – Adjusted Net Income		(A) Prior Year	(B) Current Year (optional)
1	Net short-term capital gain	1	
2	Recoveries of prior-year distributions	2	
3	Other gross income (see instructions)	3	
4	Add lines 1 through 3.	4	
5	Depreciation and depletion	5	
6	Portion of operating expenses paid or incurred for production or collection of gross income or for management, conservation, or maintenance of property held for production of income (see instructions)	6	
7	Other expenses (see instructions)	7	
8	Adjusted Net Income (subtract lines 5, 6, and 7 from line 4)	8	
Section B – Minimum Asset Amount		(A) Prior Year	(B) Current Year (optional)
1	Aggregate fair market value of all non-exempt-use assets (see instructions for short tax year or assets held for part of year):		
a	Average monthly value of securities	1a	
b	Average monthly cash balances	1b	
c	Fair market value of other non-exempt-use assets	1c	
d	Total (add lines 1a, 1b, and 1c)	1d	
e	Discount claimed for blockage or other factors (explain in detail in Part VI):		
2	Acquisition indebtedness applicable to non-exempt-use assets	2	
3	Subtract line 2 from line 1d.	3	
4	Cash deemed held for exempt use. Enter 0.015 of line 3 (for greater amount, see instructions).	4	
5	Net value of non-exempt-use assets (subtract line 4 from line 3)	5	
6	Multiply line 5 by 0.035.	6	
7	Recoveries of prior-year distributions	7	
8	Minimum Asset Amount (add line 7 to line 6)	8	
Section C – Distributable Amount			Current Year
1	Adjusted net income for prior year (from Section A, line 8, column A)	1	
2	Enter 0.85 of line 1.	2	
3	Minimum asset amount for prior year (from Section B, line 8, column A)	3	
4	Enter greater of line 2 or line 3.	4	
5	Income tax imposed in prior year	5	
6	Distributable Amount. Subtract line 5 from line 4, unless subject to emergency temporary reduction (see instructions).	6	
7	<input type="checkbox"/> Check here if the current year is the organization's first as a non-functionally integrated Type III supporting organization (see instructions).		

Part V Type III Non-Functionally Integrated 509(a)(3) Supporting Organizations (continued)

Section D – Distributions		Current Year
1	Amounts paid to supported organizations to accomplish exempt purposes	1
2	Amounts paid to perform activity that directly furthers exempt purposes of supported organizations, in excess of income from activity	2
3	Administrative expenses paid to accomplish exempt purposes of supported organizations	3
4	Amounts paid to acquire exempt-use assets	4
5	Qualified set-aside amounts (prior IRS approval required—provide details in Part VI)	5
6	Other distributions (describe in Part VI). See instructions.	6
7	Total annual distributions. Add lines 1 through 6.	7
8	Distributions to attentive supported organizations to which the organization is responsive (provide details in Part VI). See instructions.	8
9	Distributable amount for 2022 from Section C, line 6	9
10	Line 8 amount divided by line 9 amount	10

Section E – Distribution Allocations (see instructions)	(i) Excess Distributions	(ii) Underdistributions Pre-2022	(iii) Distributable Amount for 2022
1 Distributable amount for 2022 from Section C, line 6			
2 Underdistributions, if any, for years prior to 2022 (reasonable cause required—explain in Part VI). See instructions.			
3 Excess distributions carryover, if any, to 2022			
a From 2017			
b From 2018			
c From 2019			
d From 2020			
e From 2021			
f Total of lines 3a through 3e			
g Applied to underdistributions of prior years			
h Applied to 2022 distributable amount			
i Carryover from 2017 not applied (see instructions)			
j Remainder. Subtract lines 3g, 3h, and 3i from line 3f.			
4 Distributions for 2022 from Section D, line 7: \$			
a Applied to underdistributions of prior years			
b Applied to 2022 distributable amount			
c Remainder. Subtract lines 4a and 4b from line 4.			
5 Remaining underdistributions for years prior to 2022, if any. Subtract lines 3g and 4a from line 2. For result greater than zero, explain in Part VI. See instructions.			
6 Remaining underdistributions for 2022. Subtract lines 3h and 4b from line 1. For result greater than zero, explain in Part VI. See instructions.			
7 Excess distributions carryover to 2023. Add lines 3j and 4c.			
8 Breakdown of line 7:			
a Excess from 2018			
b Excess from 2019			
c Excess from 2020			
d Excess from 2021			
e Excess from 2022			

Part VI **Supplemental Information.** Provide the explanations required by Part II, line 10; Part II, line 17a or 17b; Part III, line 12; Part IV, Section A, lines 1, 2, 3b, 3c, 4b, 4c, 5a, 6, 9a, 9b, 9c, 11a, 11b, and 11c; Part IV, Section B, lines 1 and 2; Part IV, Section C, line 1; Part IV, Section D, lines 2 and 3; Part IV, Section E, lines 1c, 2a, 2b, 3a, and 3b; Part V, line 1; Part V, Section B, line 1e; Part V, Section D, lines 5, 6, and 8; and Part V, Section E, lines 2, 5, and 6. Also complete this part for any additional information. (See instructions.)

PART II, LINE 10 - OTHER INCOME DETAIL

OTHER INCOME \$ 975,874

**SCHEDULE D
(Form 990)**Department of the Treasury
Internal Revenue Service**Supplemental Financial Statements**Complete if the organization answered "Yes" on Form 990,
Part IV, line 6, 7, 8, 9, 10, 11a, 11b, 11c, 11d, 11e, 11f, 12a, or 12b.
Attach to Form 990.Go to www.irs.gov/Form990 for instructions and the latest information.

OMB No. 1545-0047

2022Open to Public
Inspection

Name of the organization

Employer identification number

NATIONAL FIRE SAFETY COUNCIL, INC.**38-2292422****Part I Organizations Maintaining Donor Advised Funds or Other Similar Funds or Accounts.**

Complete if the organization answered "Yes" on Form 990, Part IV, line 6.

	(a) Donor advised funds	(b) Funds and other accounts
1 Total number at end of year		
2 Aggregate value of contributions to (during year)		
3 Aggregate value of grants from (during year)		
4 Aggregate value at end of year		
5 Did the organization inform all donors and donor advisors in writing that the assets held in donor advised funds are the organization's property, subject to the organization's exclusive legal control? <input type="checkbox"/> Yes <input type="checkbox"/> No		
6 Did the organization inform all grantees, donors, and donor advisors in writing that grant funds can be used only for charitable purposes and not for the benefit of the donor or donor advisor, or for any other purpose conferring impermissible private benefit? <input type="checkbox"/> Yes <input type="checkbox"/> No		

Part II Conservation Easements.

Complete if the organization answered "Yes" on Form 990, Part IV, line 7.

1 Purpose(s) of conservation easements held by the organization (check all that apply).

<input type="checkbox"/> Preservation of land for public use (for example, recreation or education)	<input type="checkbox"/> Preservation of a historically important land area
<input type="checkbox"/> Protection of natural habitat	<input type="checkbox"/> Preservation of a certified historic structure
<input type="checkbox"/> Preservation of open space	

2 Complete lines 2a through 2d if the organization held a qualified conservation contribution in the form of a conservation easement on the last day of the tax year.

	Held at the End of the Tax Year
a Total number of conservation easements	2a
b Total acreage restricted by conservation easements	2b
c Number of conservation easements on a certified historic structure included in (a)	2c
d Number of conservation easements included in (c) acquired after July 25, 2006, and not on a historic structure listed in the National Register	2d

3 Number of conservation easements modified, transferred, released, extinguished, or terminated by the organization during the tax year

4 Number of states where property subject to conservation easement is located

5 Does the organization have a written policy regarding the periodic monitoring, inspection, handling of violations, and enforcement of the conservation easements it holds? ☐ Yes ☐ No

6 Staff and volunteer hours devoted to monitoring, inspecting, handling of violations, and enforcing conservation easements during the year

7 Amount of expenses incurred in monitoring, inspecting, handling of violations, and enforcing conservation easements during the year

8 Does each conservation easement reported on line 2(d) above satisfy the requirements of section 170(h)(4)(B)(i) and section 170(h)(4)(B)(ii)? ☐ Yes ☐ No

9 In Part XIII, describe how the organization reports conservation easements in its revenue and expense statement and balance sheet, and include, if applicable, the text of the footnote to the organization's financial statements that describes the organization's accounting for conservation easements.

Part III Organizations Maintaining Collections of Art, Historical Treasures, or Other Similar Assets.

Complete if the organization answered "Yes" on Form 990, Part IV, line 8.

1a If the organization elected, as permitted under FASB ASC 958, not to report in its revenue statement and balance sheet works of art, historical treasures, or other similar assets held for public exhibition, education, or research in furtherance of public service, provide in Part XIII the text of the footnote to its financial statements that describes these items.

b If the organization elected, as permitted under FASB ASC 958, to report in its revenue statement and balance sheet works of art, historical treasures, or other similar assets held for public exhibition, education, or research in furtherance of public service, provide the following amounts relating to these items:

(i) Revenue included on Form 990, Part VIII, line 1 \$

(ii) Assets included in Form 990, Part X \$

2 If the organization received or held works of art, historical treasures, or other similar assets for financial gain, provide the following amounts required to be reported under FASB ASC 958 relating to these items:

a Revenue included on Form 990, Part VIII, line 1 \$

b Assets included in Form 990, Part X \$

For Paperwork Reduction Act Notice, see the Instructions for Form 990.

Schedule D (Form 990) 2022

Part III Organizations Maintaining Collections of Art, Historical Treasures, or Other Similar Assets (continued)

3 Using the organization's acquisition, accession, and other records, check any of the following that make significant use of its collection items (check all that apply):

- a ☐ Public exhibition
 b ☐ Scholarly research
 c ☐ Preservation for future generations
 d ☐ Loan or exchange program
 e ☐ Other

4 Provide a description of the organization's collections and explain how they further the organization's exempt purpose in Part XIII.

5 During the year, did the organization solicit or receive donations of art, historical treasures, or other similar assets to be sold to raise funds rather than to be maintained as part of the organization's collection? ☐ Yes ☐ No

Part IV Escrow and Custodial Arrangements.

Complete if the organization answered "Yes" on Form 990, Part IV, line 9, or reported an amount on Form 990, Part X, line 21.

1a Is the organization an agent, trustee, custodian or other intermediary for contributions or other assets not included on Form 990, Part X? ☐ Yes ☐ No

b If "Yes," explain the arrangement in Part XIII and complete the following table:

	Amount
c Beginning balance	1c
d Additions during the year	1d
e Distributions during the year	1e
f Ending balance	1f

2a Did the organization include an amount on Form 990, Part X, line 21, for escrow or custodial account liability? ☐ Yes ☐ No

b If "Yes," explain the arrangement in Part XIII. Check here if the explanation has been provided on Part XIII

Part V Endowment Funds.

Complete if the organization answered "Yes" on Form 990, Part IV, line 10.

	(a) Current year	(b) Prior year	(c) Two years back	(d) Three years back	(e) Four years back
1a Beginning of year balance					
b Contributions					
c Net investment earnings, gains, and losses					
d Grants or scholarships					
e Other expenditures for facilities and programs					
f Administrative expenses					
g End of year balance					

2 Provide the estimated percentage of the current year end balance (line 1g, column (a)) held as:

- a Board designated or quasi-endowment %
 b Permanent endowment %
 c Term endowment %

The percentages on lines 2a, 2b, and 2c should equal 100%.

3a Are there endowment funds not in the possession of the organization that are held and administered for the organization by:

- (i) Unrelated organizations
 (ii) Related organizations

b If "Yes" on line 3a(ii), are the related organizations listed as required on Schedule R?

	Yes	No
3a(i)		
3a(ii)		
3b		

4 Describe in Part XIII the intended uses of the organization's endowment funds.

Part VI Land, Buildings, and Equipment.

Complete if the organization answered "Yes" on Form 990, Part IV, line 11a. See Form 990, Part X, line 10.

Description of property	(a) Cost or other basis (investment)	(b) Cost or other basis (other)	(c) Accumulated depreciation	(d) Book value
1a Land		284,333		284,333
b Buildings				
c Leasehold improvements				
d Equipment				
e Other		1,859,965	1,357,691	502,274
Total. Add lines 1a through 1e. (Column (d) must equal Form 990, Part X, column (B), line 10c.)				786,607

Part VII Investments – Other Securities.

Complete if the organization answered "Yes" on Form 990, Part IV, line 11b. See Form 990, Part X, line 12.

(a) Description of security or category (including name of security)	(b) Book value	(c) Method of valuation: Cost or end-of-year market value
(1) Financial derivatives		
(2) Closely held equity interests		
(3) Other		
(A)		
(B)		
(C)		
(D)		
(E)		
(F)		
(G)		
(H)		
Total. (Column (b) must equal Form 990, Part X, col. (B) line 12.)		

Part VIII Investments – Program Related.

Complete if the organization answered "Yes" on Form 990, Part IV, line 11c. See Form 990, Part X, line 13.

(a) Description of investment	(b) Book value	(c) Method of valuation: Cost or end-of-year market value
(1)		
(2)		
(3)		
(4)		
(5)		
(6)		
(7)		
(8)		
(9)		
Total. (Column (b) must equal Form 990, Part X, col. (B) line 13.)		

Part IX Other Assets.

Complete if the organization answered "Yes" on Form 990, Part IV, line 11d. See Form 990, Part X, line 15.

(a) Description	(b) Book value
(1)	
(2)	
(3)	
(4)	
(5)	
(6)	
(7)	
(8)	
(9)	
Total. (Column (b) must equal Form 990, Part X, col. (B) line 15.)	

Part X Other Liabilities.

Complete if the organization answered "Yes" on Form 990, Part IV, line 11e or 11f. See Form 990, Part X, line 25.

1. (a) Description of liability	(b) Book value
(1) Federal income taxes	
(2) LEASE LIABILITY	19,327
(3) SECURITY DEPOSIT - INDY RENTAL	2,800
(4)	
(5)	
(6)	
(7)	
(8)	
(9)	
Total. (Column (b) must equal Form 990, Part X, col. (B) line 25.)	22,127

2. Liability for uncertain tax positions. In Part XIII, provide the text of the footnote to the organization's financial statements that reports the organization's liability for uncertain tax positions under FASB ASC 740. Check here if the text of the footnote has been provided in Part XIII ☐

Part XI	Reconciliation of Revenue per Audited Financial Statements With Revenue per Return.
----------------	--

Complete if the organization answered "Yes" on Form 990, Part IV, line 12a.

1	Total revenue, gains, and other support per audited financial statements		1	
2	Amounts included on line 1 but not on Form 990, Part VIII, line 12:			
a	Net unrealized gains (losses) on investments	2a		
b	Donated services and use of facilities	2b		
c	Recoveries of prior year grants	2c		
d	Other (Describe in Part XIII.)	2d		
e	Add lines 2a through 2d		2e	
3	Subtract line 2e from line 1		3	
4	Amounts included on Form 990, Part VIII, line 12, but not on line 1:			
a	Investment expenses not included on Form 990, Part VIII, line 7b	4a		
b	Other (Describe in Part XIII.)	4b		
c	Add lines 4a and 4b		4c	
5	Total revenue. Add lines 3 and 4c . (This must equal Form 990, Part I, line 12.)		5	

Part XII **Reconciliation of Expenses per Audited Financial Statements With Expenses per Return.**

Complete if the organization answered "Yes" on Form 990, Part IV, line 12a.

1	Total expenses and losses per audited financial statements		1	
2	Amounts included on line 1 but not on Form 990, Part IX, line 25:			
a	Donated services and use of facilities	2a		
b	Prior year adjustments	2b		
c	Other losses	2c		
d	Other (Describe in Part XIII.)	2d		
e	Add lines 2a through 2d		2e	
3	Subtract line 2e from line 1		3	
4	Amounts included on Form 990, Part IX, line 25, but not on line 1:			
a	Investment expenses not included on Form 990, Part VIII, line 7b	4a		
b	Other (Describe in Part XIII.)	4b		
c	Add lines 4a and 4b		4c	
5	Total expenses. Add lines 3 and 4c . (This must equal Form 990, Part I, line 18.)		5	

Part XIII Supplemental Information.

Provide the descriptions required for Part II, lines 3, 5, and 9; Part III, lines 1a and 4; Part IV, lines 1b and 2b; Part V, line 4; Part X, line 2; Part XI, lines 2d and 4b; and Part XII, lines 2d and 4b. Also complete this part to provide any additional information.

Part XIII Supplemental Information *(continued)*

**SCHEDULE G
(Form 990)**Department of the Treasury
Internal Revenue Service**Supplemental Information Regarding Fundraising or Gaming Activities**

Complete if the organization answered "Yes" on Form 990, Part IV, line 17, 18, or 19, or if the organization entered more than \$15,000 on Form 990-EZ, line 6a.

▶ Attach to Form 990 or Form 990-EZ.

▶ Go to www.irs.gov/Form990 for instructions and the latest information.

OMB No. 1545-0047

2022Open to Public
Inspection

Name of the organization

NATIONAL FIRE SAFETY COUNCIL, INC.

Employer identification number

38-2292422**Part I Fundraising Activities.** Complete if the organization answered "Yes" on Form 990, Part IV, line 17. Form 990-EZ filers are not required to complete this part.**1** Indicate whether the organization raised funds through any of the following activities. Check all that apply.**a** ☐ Mail solicitations**e** ☐ Solicitation of non-government grants**b** ☐ Internet and email solicitations**f** ☐ Solicitation of government grants**c** ☐ Phone solicitations**g** ☐ Special fundraising events**d** ☐ In-person solicitations**2a** Did the organization have a written or oral agreement with any individual (including officers, directors, trustees, or key employees listed in Form 990, Part VII) or entity in connection with professional fundraising services?☐ Yes ☐ No**b** If "Yes," list the 10 highest paid individuals or entities (fundraisers) pursuant to agreements under which the fundraiser is to be compensated at least \$5,000 by the organization.

(i) Name and address of individual or entity (fundraiser)	(ii) Activity	(iii) Did fundraiser have custody or control of contributions?		(iv) Gross receipts from activity	(v) Amount paid to (or retained by) fundraiser listed in col. (i)	(vi) Amount paid to (or retained by) organization
		Yes	No			
1						
2						
3						
4						
5						
6						
7						
8						
9						
10						
Total						

3 List all states in which the organization is registered or licensed to solicit contributions or has been notified it is exempt from registration or licensing.

Part II Fundraising Events. Complete if the organization answered "Yes" on Form 990, Part IV, line 18, or reported more than \$15,000 of fundraising event contributions and gross income on Form 990-EZ, lines 1 and 6b. List events with gross receipts greater than \$5,000.

		(a) Event #1	(b) Event #2	(c) Other events	(d) Total events
		(event type)	(event type)	(total number)	(add col. (a) through col. (c))
Revenue	1 Gross receipts				
	2 Less: Contributions				
	3 Gross income (line 1 minus line 2)				
Direct Expenses	4 Cash prizes				
	5 Noncash prizes				
	6 Rent/facility costs				
	7 Food and beverages				
	8 Entertainment				
	9 Other direct expenses				
	10 Direct expense summary. Add lines 4 through 9 in column (d)				
	11 Net income summary. Subtract line 10 from line 3, column (d)				

Part III Gaming. Complete if the organization answered "Yes" on Form 990, Part IV, line 19, or reported more than \$15,000 on Form 990-EZ, line 6a.

		(a) Bingo	(b) Pull tabs/instant bingo/progressive bingo	(c) Other gaming	(d) Total gaming (add col. (a) through col. (c))
Revenue	1 Gross revenue	771,555	2,921,196	18,624	3,711,375
Direct Expenses	2 Cash prizes	919,000	2,208,564	7,865	3,135,429
	3 Noncash prizes	15,800			15,800
	4 Rent/facility costs	26,105	26,105		52,210
	5 Other direct expenses	119,358	292,747	7,579	419,684
	6 Volunteer labor	<input checked="" type="checkbox"/> Yes 100.00 % <input type="checkbox"/> No	<input checked="" type="checkbox"/> Yes 100.00 % <input type="checkbox"/> No	<input checked="" type="checkbox"/> Yes 100.00 % <input type="checkbox"/> No	
	7 Direct expense summary. Add lines 2 through 5 in column (d)				3,623,123
	8 Net gaming income summary. Subtract line 7 from line 1, column (d)				88,252

9 Enter the state(s) in which the organization conducts gaming activities: IN

a Is the organization licensed to conduct gaming activities in each of these states? ☒ Yes ☐ No

b If "No," explain:

10a Were any of the organization's gaming licenses revoked, suspended, or terminated during the tax year? ☐ Yes ☒ No

b If "Yes," explain:

- 11** Does the organization conduct gaming activities with nonmembers? ☐ Yes ☒ No
- 12** Is the organization a grantor, beneficiary or trustee of a trust, or a member of a partnership or other entity formed to administer charitable gaming? ☐ Yes ☒ No
- 13** Indicate the percentage of gaming activity conducted in:
- | | | |
|--------------------------------------|------------|---|
| a The organization's facility | 13a | % |
| b An outside facility | 13b | % |
- 14** Enter the name and address of the person who prepares the organization's gaming/special events books and records:

Name **NATIONAL FIRE SAFETY COUNCIL**
4065 PAGE AVENUE **PO BOX 378**
 Address **MICHIGAN CENTER** **MI 49254**

- 15a** Does the organization have a contract with a third party from whom the organization receives gaming revenue? ☐ Yes ☒ No
- b** If "Yes," enter the amount of gaming revenue received by the organization \$ and the amount of gaming revenue retained by the third party \$
- c** If "Yes," enter name and address of the third party:

Name

Address

16 Gaming manager information:

Name **HARLEY J. KAUFMAN**

Gaming manager compensation \$

Description of services provided **MANAGEMENT OF INDY BINGO OPERATION**

☒ Director/officer ☒ Employee ☐ Independent contractor

17 Mandatory distributions:

- a** Is the organization required under state law to make charitable distributions from the gaming proceeds to retain the state gaming license? ☐ Yes ☒ No
- b** Enter the amount of distributions required under state law to be distributed to other exempt organizations or spent in the organization's own exempt activities during the tax year \$

Part IV Supplemental Information. Provide the explanations required by Part I, line 2b, columns (iii) and (v); and Part III, lines 9, 9b, 10b, 15b, 15c, 16, and 17b, as applicable. Also provide any additional information. See instructions.

SCHEDULE J
(Form 990)Department of the Treasury
Internal Revenue Service

Name of the organization

Compensation InformationFor certain Officers, Directors, Trustees, Key Employees, and Highest
Compensated EmployeesComplete if the organization answered "Yes" on Form 990, Part IV, line 23.
Attach to Form 990.Go to www.irs.gov/Form990 for instructions and the latest information.

OMB No. 1545-0047

2022**Open to Public
Inspection**

Employer identification number

NATIONAL FIRE SAFETY COUNCIL, INC.**38-2292422****Part I Questions Regarding Compensation****1a** Check the appropriate box(es) if the organization provided any of the following to or for a person listed on Form 990, Part VII, Section A, line 1a. Complete Part III to provide any relevant information regarding these items.

- | | |
|--|--|
| <input type="checkbox"/> First-class or charter travel | <input type="checkbox"/> Housing allowance or residence for personal use |
| <input type="checkbox"/> Travel for companions | <input type="checkbox"/> Payments for business use of personal residence |
| <input type="checkbox"/> Tax indemnification and gross-up payments | <input type="checkbox"/> Health or social club dues or initiation fees |
| <input type="checkbox"/> Discretionary spending account | <input type="checkbox"/> Personal services (such as maid, chauffeur, chef) |

b If any of the boxes on line 1a are checked, did the organization follow a written policy regarding payment or reimbursement or provision of all of the expenses described above? If "No," complete Part III to explain**2** Did the organization require substantiation prior to reimbursing or allowing expenses incurred by all directors, trustees, and officers, including the CEO/Executive Director, regarding the items checked on line 1a?**3** Indicate which, if any, of the following the organization used to establish the compensation of the organization's CEO/Executive Director. Check all that apply. Do not check any boxes for methods used by a related organization to establish compensation of the CEO/Executive Director, but explain in Part III.

- | | |
|--|--|
| <input type="checkbox"/> Compensation committee | <input type="checkbox"/> Written employment contract |
| <input type="checkbox"/> Independent compensation consultant | <input type="checkbox"/> Compensation survey or study |
| <input type="checkbox"/> Form 990 of other organizations | <input type="checkbox"/> Approval by the board or compensation committee |

4 During the year, did any person listed on Form 990, Part VII, Section A, line 1a, with respect to the filing organization or a related organization:

- a** Receive a severance payment or change-of-control payment?
- b** Participate in or receive payment from a supplemental nonqualified retirement plan?
- c** Participate in or receive payment from an equity-based compensation arrangement?

If "Yes" to any of lines 4a–c, list the persons and provide the applicable amounts for each item in Part III.

Only section 501(c)(3), 501(c)(4), and 501(c)(29) organizations must complete lines 5–9.**5** For persons listed on Form 990, Part VII, Section A, line 1a, did the organization pay or accrue any compensation contingent on the revenues of:

- a** The organization?
- b** Any related organization?

If "Yes" on line 5a or 5b, describe in Part III.

6 For persons listed on Form 990, Part VII, Section A, line 1a, did the organization pay or accrue any compensation contingent on the net earnings of:

- a** The organization?
- b** Any related organization?

If "Yes" on line 6a or 6b, describe in Part III.

7 For persons listed on Form 990, Part VII, Section A, line 1a, did the organization provide any nonfixed payments not described on lines 5 and 6? If "Yes," describe in Part III**8** Were any amounts reported on Form 990, Part VII, paid or accrued pursuant to a contract that was subject to the initial contract exception described in Regulations section 53.4958-4(a)(3)? If "Yes," describe in Part III**9** If "Yes" on line 8, did the organization also follow the rebuttable presumption procedure described in Regulations section 53.4958-6(c)?

Yes No

1b

2

4a

4b

4c

5a

5b

6a

6b

7

8

9

X

X

X

X

X

X

X

X

X

Part II Officers, Directors, Trustees, Key Employees, and Highest Compensated Employees. Use duplicate copies if additional space is needed.

For each individual whose compensation must be reported on Schedule J, report compensation from the organization on row (i) and from related organizations, described in the instructions, on row (ii). Do not list any individuals that aren't listed on Form 990, Part VII.

Note: The sum of columns (B)(i)-(iii) for each listed individual must equal the total amount of Form 990, Part VII, Section A, line 1a, applicable column (D) and (E) amounts for that individual.

(A) Name and Title	(B) Breakdown of W-2 and/or 1099-MISC and/or 1099-NEC compensation			(C) Retirement and other deferred compensation	(D) Nontaxable benefits	(E) Total of columns (B)(i)-(D)	(F) Compensation in column (B) reported as deferred on prior Form 990
	(i) Base compensation	(ii) Bonus & incentive compensation	(iii) Other reportable compensation				
LISA CONWAY	(i)	175,963	100	0	7,043	0	183,106
1 SAFETY COUNSELOR	(ii)	0	0	0	0	0	0
HARLEY J. KAUFMAN	(i)	78,199	501	0	3,224	0	81,924
2 PRESIDENT/DIRECTOR	(ii)	77,900	681	0	3,224	0	81,805
ELIZABETH PETRIE	(i)	106,447	100	0	4,262	0	110,809
3 SAFETY COUNSELOR	(ii)	48,358	0	0	0	0	48,358
CONNIE RAMSEY	(i)	83,070	0	0	0	0	83,070
4 SAFETY COUNSELOR	(ii)	68,859	0	0	0	0	68,859
5	(i)						
6	(i)						
7	(i)						
8	(i)						
9	(i)						
10	(i)						
11	(i)						
12	(i)						
13	(i)						
14	(i)						
15	(i)						
16	(i)						

Part III Supplemental Information

Provide the information, explanation, or descriptions required for Part I, lines 1a, 1b, 3, 4a, 4b, 4c, 5a, 5b, 6a, 6b, 7, and 8, and for Part II. Also complete this part for any additional information.

Area for supplemental information with horizontal lines.

**SCHEDULE O
(Form 990)**Department of the Treasury
Internal Revenue Service**Supplemental Information to Form 990 or 990-EZ**Complete to provide information for responses to specific questions on
Form 990 or 990-EZ or to provide any additional information.

Attach to Form 990 or Form 990-EZ.

Go to www.irs.gov/Form990 for the latest information.

OMB No. 1545-0047

2022**Open to Public
Inspection**

Name of the organization

NATIONAL FIRE SAFETY COUNCIL, INC.

Employer identification number

38-2292422**FORM 990 - ORGANIZATION'S MISSION**

OUR MISSION AT NATIONAL FIRE SAFETY COUNCIL, INC. (NFSC) IS TO PREVENT
NEEDLESS ACCIDENTS AND TO HELP SAVE LIVES BY PROVIDING LOCAL FIRE
DEPARTMENTS WITH MEANINGFUL FIRE AND BURN PREVENTION AND LIFE SAFETY
EDUCATIONAL MATERIALS AND PROGRAMS FOR CHILDREN, ADULTS, AND SENIORS.

NFSC LEADS THE INDUSTRY BY PROVIDING APPROXIMATELY ONE THOUSAND LOCAL FIRE
DEPARTMENTS ACROSS THE U.S. OVER 4 MILLION PIECES OF SAFETY MATERIAL
ANNUALLY, MANY OF WHICH FEATURE OUR CHILD-FRIENDLY AND NON-THREATENING
MASCOT, FIREPUP. THE COUNCIL IS PROUD TO SAY THAT IT HAS BEEN A FIRE
SERVICE PARTNER SINCE 1979.

FORM 990, PART VI, LINE 6 - CLASSES OF MEMBERS OR STOCKHOLDERS

THE CHARITY HAS TWO CLASSES OF MEMBERS. REGULAR MEMBERS ARE ELECTED BY A
MAJORITY VOTE OF THE CURRENT MEMBERS. REGULAR MEMBERS HAVE THE SOLE
AUTHORITY TO ELECT THE GOVERNING BODY OF THE CHARITY. ASSOCIATED MEMBERS
ARE APPOINTED BY THE PRESIDENT OF THE CHARITY AND HAVE NO VOTING RIGHT ON
ANY MATTER.

FORM 990, PART VI, LINE 7A - ELECTION OF MEMBERS AND THEIR RIGHTS

REGULAR MEMBERS ELECT THE GOVERNING BODY OF THE CHARITY. REGULAR MEMBERS
HAVE NO AUTHORITY OR VOTING RIGHTS IN THE CHARITY.

FORM 990, PART VI, LINE 11B - ORGANIZATION'S PROCESS TO REVIEW FORM 990

THE CHIEF FINANCIAL OFFICER OF THE ORGANIZATION IS RESPONSIBLE FOR THE
COMPLETION AND INITIAL REVIEW OF THE FORM 990 AND ALL REQUIRED SCHEDULES.

For Paperwork Reduction Act Notice, see the Instructions for Form 990 or 990-EZ.

Schedule O (Form 990) 2022

Name of the organization

Employer identification number

NATIONAL FIRE SAFETY COUNCIL, INC.

38-2292422

THE COMPLETED FORM 990 IS THEN REVIEWED BY THE CHARITY'S LEGAL DEPARTMENT.
THE FINAL FORM 990 AND REQUIRED SCHEDULES ARE THEN PRESENTED TO AN OFFICER
OF THE CHARITY FOR REVIEW AND SIGNATURE.

FORM 990, PART VI, LINE 12C - ENFORCEMENT OF CONFLICTS POLICY
EACH DIRECTOR, OFFICER AND MEMBER OF COMMITTEE WITH BOARD DESIGNATED POWERS
MUST SIGN AN ANNUAL STATEMENT AFFIRMING THAT THEY RECEIVED, READ AND
UNDERSTOOD AND AGREED TO COMPLY WITH THE CONFLICT OF INTEREST POLICY OF THE
CHARITY. IT IS THE DUTY OF THE INDIVIDUAL TO DISCLOSE THE POSSIBILITY OF
THE CONFLICT OF INTEREST WHEN THE DIRECTORS AND/OR OTHER MEMBERS OF A
COMMITTEE ARE CONSIDERING A PROPOSED TRANSACTION OR ARRANGEMENT. THE LEGAL
DEPARTMENT PERFORMS PERIODIC REVIEWS TO ENSURE THAT THE CHARITY OPERATES IN
A MANNER CONSISTENT WITH ITS CHARITABLE PURPOSE AND THAT IT DOES NOT ENGAGE
IN ACTIVITIES THAT COULD JEOPARDIZE THE TAX EXEMPT STATUS OF THE CHARITY.

FORM 990, PART VI, LINE 17 - OTHER STATES WHERE COPY OF RETURN IS FILED
KENTUCKY, LOUISIANA, MARYLAND, MINNESOTA, MISSISSIPPI, MISSOURI, MONTANA,
NEVADA, NEW HAMPSHIRE, NEW MEXICO, NEW YORK, NORTH CAROLINA, NORTH DAKOTA,
OHIO, OKLAHOMA, OREGON, RHODE ISLAND, SOUTH CAROLINA, SOUTH DAKOTA,
TENNESSEE, TEXAS, UTAH, VERMONT, VIRGINIA, WASHINGTON, WEST VIRGINIA,
WISCONSIN, WYOMING

FORM 990, PART VI, LINE 19 - GOVERNING DOCUMENTS DISCLOSURE EXPLANATION
THE GOVERNING DOCUMENTS, INCLUDING THE CONFLICT OF INTEREST POLICY,
FINANCIAL STATEMENTS AND 990, OF THE CHARITY ARE AVAILABLE FOR INSPECTION
BY THE GENERAL PUBLIC DURING NORMAL BUSINESS HOURS AT THE OFFICES OF THE
CHARITY. THE 990 AND FINANCIAL STATEMENTS ARE ALSO AVAILABLE ONLINE ON THE

Name of the organization

Employer identification number

NATIONAL FIRE SAFETY COUNCIL, INC.

38-2292422

CHARITY'S WEBSITE.

FORM 990, PART XI, LINE 9 - OTHER CHANGES IN NET ASSETS EXPLANATION

BOOK/TAX - LEASES	\$	752
-------------------	----	-----

LEASE STANDARDS	\$	-2,929
-----------------	----	--------

TOTAL	\$	-2,177
-------	----	--------

Form **990-T**Department of the Treasury
Internal Revenue Service**Exempt Organization Business Income Tax Return**
(and proxy tax under section 6033(e))For calendar year 2022 or other tax year beginning **11/01/22**, and ending **10/31/23**Go to www.irs.gov/Form990T for instructions and the latest information.

Do not enter SSN numbers on this form as it may be made public if your organization is a 501(c)(3).

OMB No. 1545-0047

2022Open to Public Inspection
for 501(c)(3)
Organizations Only

A <input type="checkbox"/> Check box if address changed. B Exempt under section <input checked="" type="checkbox"/> 501(c)(3) (3) <input type="checkbox"/> 408(e) <input type="checkbox"/> 220(e) <input type="checkbox"/> 408A <input type="checkbox"/> 530(a) <input type="checkbox"/> 529(a) <input type="checkbox"/> 529A	Print or Type	Name of organization (<input type="checkbox"/> Check box if name changed and see instructions.) NATIONAL FIRE SAFETY COUNCIL, INC. Number, street, and room or suite no. If a P.O. box, see instructions. 4065 PAGE AVE, PO BOX 378 City or town, state or province, country, and ZIP or foreign postal code MICHIGAN CENTER MI 49254-0378 C Book value of all assets at end of year 3,511,712	D Employer identification number 38-2292422 E Group exemption number (see instructions) F <input type="checkbox"/> Check box if an amended return.
G Check organization type <input checked="" type="checkbox"/> 501(c) corporation <input type="checkbox"/> 501(c) trust <input type="checkbox"/> 401(a) trust <input type="checkbox"/> Other trust <input type="checkbox"/> State college/university		H Check if filing only to <input type="checkbox"/> Claim credit from Form 8941 <input type="checkbox"/> Claim a refund shown on Form 2439	
I Check if a 501(c)(3) organization filing a consolidated return with a 501(c)(2) titleholding corporation <input type="checkbox"/>			
J Enter the number of attached Schedules A (Form 990-T) 1			
K During the tax year, was the corporation a subsidiary in an affiliated group or a parent-subsidiary controlled group? <input type="checkbox"/> Yes <input checked="" type="checkbox"/> No If "Yes," enter the name and identifying number of the parent corporation			

L The books are in care of **DIANE M. NELSON** Telephone number **517-764-2811**
Part I Total Unrelated Business Taxable Income

1 Total of unrelated business taxable income computed from all unrelated trades or businesses (see instructions)	1	0
2 Reserved	2	
3 Add lines 1 and 2	3	
4 Charitable contributions (see instructions for limitation rules)	4	
5 Total unrelated business taxable income before net operating losses. Subtract line 4 from line 3	5	
6 Deduction for net operating loss. See instructions	6	0
7 Total of unrelated business taxable income before specific deduction and section 199A deduction. Subtract line 6 from line 5	7	0
8 Specific deduction (generally \$1,000, but see instructions for exceptions)	8	1,000
9 Trusts. Section 199A deduction. See instructions	9	
10 Total deductions. Add lines 8 and 9	10	1,000
11 Unrelated business taxable income. Subtract line 10 from line 7. If line 10 is greater than line 7, enter zero	11	0

Part II Tax Computation

1 Organizations taxable as corporations. Multiply Part I, line 11 by 21% (0.21)	1	0
2 Trusts taxable at trust rates. See instructions for tax computation. Income tax on the amount on Part I, line 11 from: <input type="checkbox"/> Tax rate schedule or <input type="checkbox"/> Schedule D (Form 1041)	2	0
3 Proxy tax. See instructions	3	
4 Other tax amounts. See instructions	4	
5 Alternative minimum tax (trusts only)	5	
6 Tax on noncompliant facility income. See instructions	6	
7 Total. Add lines 3 through 6 to line 1 or 2, whichever applies	7	0

For Paperwork Reduction Act Notice, see instructions.

Form **990-T** (2022)

Part III Tax and Payments

1a	Foreign tax credit (corporations attach Form 1118; trusts attach Form 1116)	1a	
b	Other credits (see instructions)	1b	
c	General business credit. Attach Form 3800 (see instructions)	1c	
d	Credit for prior year minimum tax (attach Form 8801 or 8827)	1d	
e	Total credits. Add lines 1a through 1d	1e	
2	Subtract line 1e from Part II, line 7	2	
3	Other amounts due. Check if from: <input type="checkbox"/> Form 4255 <input type="checkbox"/> Form 8611 <input type="checkbox"/> Form 8697 <input type="checkbox"/> Form 8866 <input type="checkbox"/> Other (attach statement)	3	
4	Total tax. Add lines 2 and 3 (see instructions). <input type="checkbox"/> Check if includes tax previously deferred under section 1294. Enter tax amount here	4	0
5	Current net 965 tax liability paid from Form 965-A, Part II, column (k)	5	
6a	Payments: A 2021 overpayment credited to 2022	6a	
b	2022 estimated tax payments. Check if section 643(g) election applies <input type="checkbox"/>	6b	
c	Tax deposited with Form 8868	6c	
d	Foreign organizations: Tax paid or withheld at source (see instructions)	6d	
e	Backup withholding (see instructions)	6e	
f	Credit for small employer health insurance premiums (attach Form 8941)	6f	
g	Other credits, adjustments, and payments: <input type="checkbox"/> Form 2439 <input type="checkbox"/> Form 4136 <input type="checkbox"/> Other _____ Total	6g	
7	Total payments. Add lines 6a through 6g	7	
8	Estimated tax penalty (see instructions). Check if Form 2220 is attached <input type="checkbox"/>	8	
9	Tax due. If line 7 is smaller than the total of lines 4, 5, and 8, enter amount owed	9	0
10	Overpayment. If line 7 is larger than the total of lines 4, 5, and 8, enter amount overpaid	10	
11	Enter the amount of line 10 you want: Credited to 2023 estimated tax Refunded	11	

Part IV Statements Regarding Certain Activities and Other Information (see instructions)

1	At any time during the 2022 calendar year, did the organization have an interest in or a signature or other authority over a financial account (bank, securities, or other) in a foreign country? If "Yes," the organization may have to file FinCEN Form 114, Report of Foreign Bank and Financial Accounts. If "Yes," enter the name of the foreign country here	Yes	No
2	During the tax year, did the organization receive a distribution from, or was it the grantor of, or transferor to, a foreign trust? If "Yes," see instructions for other forms the organization may have to file.		X
3	Enter the amount of tax-exempt interest received or accrued during the tax year \$		
4	Enter available pre-2018 NOL carryovers here \$ -9,540 . Do not include any post-2017 NOL carryover shown on Schedule A (Form 990-T). Don't reduce the NOL carryover shown here by any deduction reported on Part I, line 6.		
5	Post-2017 NOL carryovers. Enter the Business Activity Code and available post-2017 NOL carryovers. Don't reduce the amounts shown below by any NOL claimed on any Schedule A, Part II, line 17 for the tax year. See instructions.		
	Business Activity Code	Available post-2017 NOL carryover	
	\$	\$	
	\$	\$	
	\$	\$	
	\$	\$	
6a	Did the organization change its method of accounting? (see instructions)		X
b	If 6a is "Yes," has the organization described the change on Form 990, 990-EZ, 990-PF, or Form 1128? If "No," explain in Part V		

Part V Supplemental Information

Provide the explanation required by Part IV, line 6b. Also, provide any other additional information. See instructions.

Sign Here	Under penalties of perjury, I declare that I have examined this return, including accompanying schedules and statements, and to the best of my knowledge and belief, it is true, correct, and complete. Declaration of preparer (other than taxpayer) is based on all information of which preparer has any knowledge.				May the IRS discuss this return with the preparer shown below (see instructions)? <input checked="" type="checkbox"/> Yes <input type="checkbox"/> No
	Signature of officer	Date	Title		
Paid Preparer Use Only	Print/Type preparer's name	Preparer's signature	Date	Check <input type="checkbox"/> if self-employed	PTIN
	BRADLEY S. JOHNCOX, CPA	BRADLEY S. JOHNCOX, CPA	09/11/24		P01575116
	Firm's name	Firm's EIN			
	LALLY GROUP, PC	38-1961213			
	Firm's address	Phone no.			
	PO BOX 1066 JACKSON, MI 49204-1066	517-787-0064			

Form **990-T** (2022)

**SCHEDULE A
(Form 990-T)**Department of the Treasury
Internal Revenue Service**Unrelated Business Taxable Income
From an Unrelated Trade or Business**Go to www.irs.gov/Form990T for instructions and the latest information.

Do not enter SSN numbers on this form as it may be made public if your organization is a 501(c)(3).

OMB No. 1545-0047

2022Open to Public Inspection for
501(c)(3) Organizations Only

A Name of the organization NATIONAL FIRE SAFETY COUNCIL, INC.	B Employer identification number 38-2292422
C Unrelated business activity code (see instructions) 531110	D Sequence: 1 of 1

E Describe the unrelated trade or business UNRELATED BUSINESS ACTIVITY

Part I Unrelated Trade or Business Income		(A) Income	(B) Expenses	(C) Net
1a Gross receipts or sales				
b Less returns and allowances	c Balance	1c		
2 Cost of goods sold (Part III, line 8)		2		
3 Gross profit. Subtract line 2 from line 1c		3		
4a Capital gain net income (attach Sch D (Form 1041 or Form 1120)). See instructions		4a		
b Net gain (loss) (Form 4797) (attach Form 4797). See instructions		4b		
c Capital loss deduction for trusts		4c		
5 Income (loss) from a partnership or an S corporation (attach statement)		5		
6 Rent income (Part IV)		6 3,600	5,665	-2,065
7 Unrelated debt-financed income (Part V)		7		
8 Interest, annuities, royalties, and rents from a controlled organization (Part VI)		8		
9 Investment income of section 501(c)(7), (9), or (17) organizations (Part VII)		9		
10 Exploited exempt activity income (Part VIII)		10		
11 Advertising income (Part IX)		11		
12 Other income (see instructions; attach statement)		12		
13 Total. Combine lines 3 through 12		13 3,600	5,665	-2,065

Part II Deductions Not Taken Elsewhere See instructions for limitations on deductions. Deductions must be directly connected with the unrelated business income

1 Compensation of officers, directors, and trustees (Part X)		1	
2 Salaries and wages		2	
3 Repairs and maintenance		3	
4 Bad debts		4	
5 Interest (attach statement). See instructions		5	
6 Taxes and licenses		6	
7 Depreciation (attach Form 4562). See instructions	7 1,607		
8 Less depreciation claimed in Part III and elsewhere on return	8a 1,607	8b	0
9 Depletion		9	
10 Contributions to deferred compensation plans		10	
11 Employee benefit programs		11	
12 Excess exempt expenses (Part VIII)		12	
13 Excess readership costs (Part IX)		13	
14 Other deductions (attach statement)		14	
15 Total deductions. Add lines 1 through 14		15	
16 Unrelated business income before net operating loss deduction. Subtract line 15 from Part I, line 13, column (C)		16	-2,065
17 Deduction for net operating loss. See instructions		17	
18 Unrelated business taxable income. Subtract line 17 from line 16		18	-2,065

For Paperwork Reduction Act Notice, see instructions.

Schedule A (Form 990-T) 2022

Part III Cost of Goods Sold

Enter method of inventory valuation

1	Inventory at beginning of year	1	
2	Purchases	2	
3	Cost of labor	3	
4	Additional section 263A costs (attach statement)	4	
5	Other costs (attach statement)	5	
6	Total. Add lines 1 through 5	6	
7	Inventory at end of year	7	
8	Cost of goods sold. Subtract line 7 from line 6. Enter here and in Part I, line 2	8	
9	Do the rules of section 263A (with respect to property produced or acquired for resale) apply to the organization?		<input type="checkbox"/> Yes <input type="checkbox"/> No

Part IV Rent Income (From Real Property and Personal Property Leased with Real Property)

1	Description of property (property street address, city, state, ZIP code). Check if a dual-use. See instructions.				
A	<input type="checkbox"/> 4107 PAGE AVENUE	MICHIGAN CENTER		MI	49254
B	<input type="checkbox"/>				
C	<input type="checkbox"/>				
D	<input type="checkbox"/>				
2	Rent received or accrued	A	B	C	D
a	From personal property (if the percentage of rent for personal property is more than 10% but not more than 50%)	3,600			
b	From real and personal property (if the percentage of rent for personal property exceeds 50% or if the rent is based on profit or income)				
c	Total rents received or accrued by property. Add lines 2a and 2b, columns A through D	3,600			
3	Total rents received or accrued. Add line 2c columns A through D. Enter here and on Part I, line 6, column (A)	3,600			
4	Deductions directly connected with the income in lines 2(a) and 2(b) (attach statement)	5,665			
5	Total deductions. Add line 4 columns A through D. Enter here and on Part I, line 6, column (B)	5,665			

Part V Unrelated Debt-Financed Income (see instructions)

1	Description of debt-financed property (street address, city, state, ZIP code). Check if a dual-use. See instructions.				
A	<input type="checkbox"/>				
B	<input type="checkbox"/>				
C	<input type="checkbox"/>				
D	<input type="checkbox"/>				
2	Gross income from or allocable to debt-financed property	A	B	C	D
3	Deductions directly connected with or allocable to debt-financed property				
a	Straight line depreciation (attach statement)				
b	Other deductions (attach statement)				
c	Total deductions (add lines 3a and 3b, columns A through D)				
4	Amount of average acquisition debt on or allocable to debt-financed property (attach statement)				
5	Average adjusted basis of or allocable to debt-financed property (attach statement)				
6	Divide line 4 by line 5	%	%	%	%
7	Gross income reportable. Multiply line 2 by line 6				
8	Total gross income (add line 7, columns A through D). Enter here and on Part I, line 7, column (A)				
9	Allocable deductions. Multiply line 3c by line 6				
10	Total allocable deductions. Add line 9, columns A through D. Enter here and on Part I, line 7, column (B)				
11	Total dividends-received deductions included in line 10				

Part VI Interest, Annuities, Royalties, and Rents from Controlled Organizations (see instructions)

1. Name of controlled organization	2. Employer identification number	Exempt Controlled Organization			
		3. Net unrelated income (loss) (see instructions)	4. Total of specified payments made	5. Part of column 4 that is included in the controlling organization's gross income	6. Deductions directly connected with income in column 5
(1)					
(2)					
(3)					
(4)					

Nonexempt Controlled Organizations				
7. Taxable income	8. Net unrelated income (loss) (see instructions)	9. Total of specified payments made	10. Part of column 9 that is included in the controlling organization's gross income	11. Deductions directly connected with income in column 10
(1)				
(2)				
(3)				
(4)				
			Add columns 5 and 10. Enter here and on Part I, line 8, column (A)	Add columns 6 and 11. Enter here and on Part I, line 8, column (B)

Totals**Part VII Investment Income of a Section 501(c)(7), (9), or (17) Organization (see instructions)**

1. Description of income	2. Amount of income	3. Deductions directly connected (attach statement)	4. Set-asides (attach statement)	5. Total deductions and set-asides (add columns 3 and 4)
(1)				
(2)				
(3)				
(4)				
		Add amounts in column 2. Enter here and on Part I, line 9, column (A)		Add amounts in column 5. Enter here and on Part I, line 9, column (B)

Totals**Part VIII Exploited Exempt Activity Income, Other Than Advertising Income (see instructions)**

1 Description of exploited activity:	
2 Gross unrelated business income from trade or business. Enter here and on Part I, line 10, column (A)	2
3 Expenses directly connected with production of unrelated business income. Enter here and on Part I, line 10, column (B)	3
4 Net income (loss) from unrelated trade or business. Subtract line 3 from line 2. If a gain, complete lines 5 through 7	4
5 Gross income from activity that is not unrelated business income	5
6 Expenses attributable to income entered on line 5	6
7 Excess exempt expenses. Subtract line 5 from line 6, but do not enter more than the amount on line 4. Enter here and on Part II, line 12	7

Schedule A (Form 990-T) 2022

Part IX Advertising Income

1 Name(s) of periodical(s). Check box if reporting two or more periodicals on a consolidated basis.

A ☐

B ☐

C ☐

D ☐

Enter amounts for each periodical listed above in the corresponding column.

2 Gross advertising income

A	B	C	D

a Add columns A through D. Enter here and on Part I, line 11, column (A)

3 Direct advertising costs by periodical

--	--	--	--

a Add columns A through D. Enter here and on Part I, line 11, column (B)

4 Advertising gain (loss). Subtract line 3 from line

2. For any column in line 4 showing a gain, complete lines 5 through 8. For any column in line 4 showing a loss or zero, do not complete lines 5 through 7, and enter zero on line 8

5 Readership costs

6 Circulation income

7 Excess readership costs. If line 6 is less than line 5, subtract line 6 from line 5. If line 5 is less than line 6, enter zero

8 Excess readership costs allowed as a deduction. For each column showing a gain on line 4, enter the lesser of line 4 or line 7

a Add line 8, columns A through D. Enter the greater of the line 8a, columns total or zero here and on Part II, line 13

Part X Compensation of Officers, Directors, and Trustees (see instructions)

1. Name	2. Title	3. Percentage of time devoted to business	4. Compensation attributable to unrelated business
(1)		%	
(2)		%	
(3)		%	
(4)		%	
Total. Enter here and on Part II, line 1			

Part XI Supplemental Information (see instructions)

20846 National Fire Safety Council, Inc.

38-2292422

FYE: 10/31/2023

Federal Statements

Unrelated Business Activity

Schedule A (990T), Part IV, Line 4 - Rent Expense Information

Description	Deduction
4107 PAGE AVE	\$
INSURANCE	2,100
REPAIRS	382
TAXES	1,576
DEPRECIATION	1,607
TOTAL	\$ 5,665

Form **4562**Department of the Treasury
Internal Revenue Service

Name(s) shown on return

Depreciation and Amortization

(Including Information on Listed Property)

Attach to your tax return.

Go to www.irs.gov/Form4562 for instructions and the latest information.

OMB No. 1545-0172

2022Attachment
Sequence No. **179****NATIONAL FIRE SAFETY COUNCIL, INC.**Identifying number
38-2292422

Business or activity to which this form relates

INDIRECT DEPRECIATION**Part I Election To Expense Certain Property Under Section 179****Note:** If you have any listed property, complete Part V before you complete Part I.

1	Maximum amount (see instructions)	1	1,080,000
2	Total cost of section 179 property placed in service (see instructions)	2	
3	Threshold cost of section 179 property before reduction in limitation (see instructions)	3	2,700,000
4	Reduction in limitation. Subtract line 3 from line 2. If zero or less, enter -0-	4	
5	Dollar limitation for tax year. Subtract line 4 from line 1. If zero or less, enter -0-. If married filing separately, see instructions	5	
6	(a) Description of property	(b) Cost (business use only)	(c) Elected cost
7	Listed property. Enter the amount from line 29	7	
8	Total elected cost of section 179 property. Add amounts in column (c), lines 6 and 7	8	
9	Tentative deduction. Enter the smaller of line 5 or line 8	9	
10	Carryover of disallowed deduction from line 13 of your 2021 Form 4562	10	
11	Business income limitation. Enter the smaller of business income (not less than zero) or line 5. See instructions	11	
12	Section 179 expense deduction. Add lines 9 and 10, but don't enter more than line 11	12	
13	Carryover of disallowed deduction to 2023. Add lines 9 and 10, less line 12	13	

Note: Don't use Part II or Part III below for listed property. Instead, use Part V.**Part II Special Depreciation Allowance and Other Depreciation (Don't include listed property. See instructions.)**

14	Special depreciation allowance for qualified property (other than listed property) placed in service during the tax year. See instructions	14	
15	Property subject to section 168(f)(1) election	15	
16	Other depreciation (including ACRS)	16	26,773

Part III MACRS Depreciation (Don't include listed property. See instructions.)**Section A**

17	MACRS deductions for assets placed in service in tax years beginning before 2022	17	791
18	If you are electing to group any assets placed in service during the tax year into one or more general asset accounts, check here		

Section B—Assets Placed in Service During 2022 Tax Year Using the General Depreciation System

(a) Classification of property	(b) Month and year placed in service	(c) Basis for depreciation (business/investment use only—see instructions)	(d) Recovery period	(e) Convention	(f) Method	(g) Depreciation deduction
19a 3-year property						
b 5-year property						
c 7-year property						
d 10-year property						
e 15-year property						
f 20-year property						
g 25-year property			25 yrs.		S/L	
h Residential rental property			27.5 yrs.	MM	S/L	
i Nonresidential real property	10/04/23	111,000	39 yrs.	MM	S/L	119

Section C—Assets Placed in Service During 2022 Tax Year Using the Alternative Depreciation System

20a Class life					
b 12-year			12 yrs.		S/L
c 30-year			30 yrs.	MM	S/L
d 40-year			40 yrs.	MM	S/L

Part IV Summary (See instructions.)

21	Listed property. Enter amount from line 28	21	1,627
22	Total. Add amounts from line 12, lines 14 through 17, lines 19 and 20 in column (g), and line 21. Enter here and on the appropriate lines of your return. Partnerships and S corporations—see instructions	22	29,310
23	For assets shown above and placed in service during the current year, enter the portion of the basis attributable to section 263A costs	23	

For Paperwork Reduction Act Notice, see separate instructions.

Form **4562** (2022)

NATIONAL FIRE SAFETY COUNCIL, INC. 38-2292422

Form 4562 (2022)

Page **2****Part V Listed Property** (Include automobiles, certain other vehicles, certain aircraft, and property used for entertainment, recreation, or amusement.)**Note:** For any vehicle for which you are using the standard mileage rate or deducting lease expense, complete **only** 24a, 24b, columns (a) through (c) of Section A, all of Section B, and Section C if applicable.**Section A—Depreciation and Other Information** (Caution: See the instructions for limits for passenger automobiles.)

24a Do you have evidence to support the business/investment use claimed?				Yes	No	24b If "Yes," is the evidence written?			Yes	No
(a) Type of property (list vehicles first)	(b) Date placed in service	(c) Business/ investment use percentage	(d) Cost or other basis	(e) Basis for depreciation (business/investment use only)	(f) Recovery period	(g) Method/ Convention	(h) Depreciation deduction	(i) Elected section 179 cost		
25 Special depreciation allowance for qualified listed property placed in service during the tax year and used more than 50% in a qualified business use. See instructions									25	
26 Property used more than 50% in a qualified business use:										
2014 DODGE TRUCK										
	11/16/20	100.00 %	24,876	12,438	5.0	200DBHY	1,627			
		%								
27 Property used 50% or less in a qualified business use:										
		%				S/L-				
		%				S/L-				
28 Add amounts in column (h), lines 25 through 27. Enter here and on line 21, page 1									28	1,627
29 Add amounts in column (i), line 26. Enter here and on line 7, page 1									29	

Section B—Information on Use of Vehicles

Complete this section for vehicles used by a sole proprietor, partner, or other "more than 5% owner," or related person. If you provided vehicles to your employees, first answer the questions in Section C to see if you meet an exception to completing this section for those vehicles.

	(a) Vehicle 1		(b) Vehicle 2		(c) Vehicle 3		(d) Vehicle 4		(e) Vehicle 5		(f) Vehicle 6	
30 Total business/investment miles driven during the year (don't include commuting miles)												
31 Total commuting miles driven during the year												
32 Total other personal (noncommuting) miles driven												
33 Total miles driven during the year. Add lines 30 through 32												
34 Was the vehicle available for personal use during off-duty hours?	Yes	No	Yes	No	Yes	No	Yes	No	Yes	No	Yes	No
35 Was the vehicle used primarily by a more than 5% owner or related person?												
36 Is another vehicle available for personal use?												

Section C—Questions for Employers Who Provide Vehicles for Use by Their EmployeesAnswer these questions to determine if you meet an exception to completing Section B for vehicles used by employees who **aren't** more than 5% owners or related persons. See instructions.

37 Do you maintain a written policy statement that prohibits all personal use of vehicles, including commuting, by your employees?	Yes	No
38 Do you maintain a written policy statement that prohibits personal use of vehicles, except commuting, by your employees? See the instructions for vehicles used by corporate officers, directors, or 1% or more owners		
39 Do you treat all use of vehicles by employees as personal use?		
40 Do you provide more than five vehicles to your employees, obtain information from your employees about the use of the vehicles, and retain the information received?		
41 Do you meet the requirements concerning qualified automobile demonstration use? See instructions		

Note: If your answer to 37, 38, 39, 40, or 41 is "Yes," don't complete Section B for the covered vehicles.**Part VI Amortization**

(a) Description of costs	(b) Date amortization begins	(c) Amortizable amount	(d) Code section	(e) Amortization period or percentage	(f) Amortization for this year
42 Amortization of costs that begins during your 2022 tax year (see instructions):					
43 Amortization of costs that began before your 2022 tax year					43
44 Total. Add amounts in column (f). See the instructions for where to report					44

Federal Asset Report

Form 990, Page 1

Asset	Description	Date In Service	Cost	Bus %	Sec 179	Bonus	Basis for Depr	Per Conv	Meth	Prior	Current
Non-Residential Real Property:											
284	Roof Replacement - Bingo Hall	10/04/23	111,000				111,000	39	MMS/L	0	119
			111,000				111,000			0	119
Prior MACRS:											
272	Parking Lot Asphalt/Concrete Improvements	6/30/18	56,003			X	0	15	HY 150DB	56,003	0
273	MAX FLASH SYSTEM	7/11/18	2,575			X	0	5	HY 200DB	2,575	0
274	Bingo Security System	5/31/19	16,093				16,093	39	MMS/L	1,427	413
276	Ice Machine	7/16/21	2,995			X	0	5	HY 200DB	2,995	0
278	Bryant 12 Rooftop HVAC Unit	8/04/21	14,750				14,750	39	MMS/L	457	378
279	Tab King All in One SSD Terminal	12/27/19	12,312			X	0	5	HY 200DB	12,312	0
280	50% INK JET PLATE MAKING SYSTEM	9/04/20	4,985			X	0	5	HY 200DB	4,985	0
281	Canon RISO Direct Mail Printer	1/19/22	44,818			X	0	5	HY 200DB	44,818	0
282	Lift Truck - Superior Ind. Sales	7/31/22	9,013			X	0	5	HY 200DB	9,013	0
			163,544				30,843			134,585	791
Other Depreciation:											
1	Animals - Stage & Aircompressor	9/15/84	20,799				20,799	5	MO S/L	20,799	0
7	Address Printer	10/15/98	4,000				4,000	7	MO200DB	4,000	0
8	Phillsburg Inserter	9/15/98	16,495				16,495	7	MO200DB	16,495	0
22	Model WT-15 Rewind Machine	12/15/85	3,483				3,483	5	MO S/L	3,483	0
23	Web Techniques - Label Machine	12/15/85	1,161				1,161	5	MO S/L	1,161	0
24	Bindery Carts (2)	11/15/86	950				950	5	MO S/L	950	0
28	Bindery Carts (4)	10/15/87	1,980				1,980	7	MO200DB	1,980	0
32	Portable A/C 3-Ton Behler Young (2)	10/15/89	2,116				2,116	7	MO200DB	2,116	0
33	One Huggy Robot - Autobot	10/15/90	5,000				5,000	7	MO200DB	5,000	0
34	Bindery Carts (3)	10/15/90	1,545				1,545	7	MO200DB	1,545	0
35	Spike the Bike	10/15/90	4,500				4,500	7	MO200DB	4,500	0
36	Camera 320 POS	7/15/91	4,520				4,520	7	MO200DB	4,520	0
39	AGFA 3700XS Processor	2/15/92	2,400				2,400	7	MO200DB	2,400	0
40	T-SI Townsend Color Press	8/15/92	5,800				5,800	7	MO200DB	5,800	0
41	Air Conditioner	7/15/93	599				599	7	MO200DB	599	0
42	Zigzag Sewing Machine	3/15/93	1,250				1,250	7	MO200DB	1,250	0
45	ISM Sewing Machine	5/15/95	2,600				2,600	7	MO200DB	2,600	0
46	ISM Cutter	5/15/95	1,475				1,475	7	MO200DB	1,475	0
47	Fitz Snow Plow	9/15/95	3,096				3,096	7	MO200DB	3,096	0
48	Printer & Display Station	11/15/95	3,572				3,572	5	MO200DB	3,572	0
49	360 Table Top Exhibit	1/15/96	804				804	7	MO200DB	804	0
50	A/C Compressor	5/15/96	2,879				2,879	7	MO200DB	2,879	0
52	Go-Cart	3/15/97	3,000				3,000	7	MO200DB	3,000	0
53	Display Case	7/15/97	1,007				1,007	7	MO200DB	1,007	0
57	Land - Post Road	10/15/95	132,000				132,000	0	-- Land	0	0
74	Yamaha Harmonizer & Lectronics	7/15/87	3,606				3,606	7	MO200DB	3,606	0
75	Mikes (2) & Audio System - Thalme	11/15/87	1,190				1,190	7	MO200DB	1,190	0
76	ID Camera	4/15/98	1,700				1,700	7	MO200DB	1,700	0
77	ID Camera	4/15/98	1,700				1,700	7	MO200DB	1,700	0
78	ID Camera	4/15/98	1,700				1,700	7	MO200DB	1,700	0
79	ID Camera	4/15/98	1,700				1,700	7	MO200DB	1,700	0
80	ID Camera	4/15/98	1,700				1,700	7	MO200DB	1,700	0
98	Partition & Furniture Herman Miller	9/15/85	45,500				45,500	5	MO S/L	45,500	0
99	2 Drawer File - Doubleday	9/15/85	109				109	5	MO S/L	109	0
100	Dividers - Herman Miller Highsmith	10/15/85	844				844	5	MO S/L	844	0
102	4 Drawer File Cabinets (3)	7/15/86	345				345	5	MO S/L	345	0
103	Furniture & Fixtures	9/15/86	332				332	5	MO S/L	332	0
104	microfilmer	5/15/83	9,735				9,735	5	MO S/L	9,735	0
109	Reliant Film Unit & Reader	5/15/83	3,655				3,655	5	MO S/L	3,655	0
110	4 Drawer File	8/15/87	159				159	7	MO200DB	159	0
113	Microimage Terminal	5/15/83	9,885				9,885	5	MO S/L	9,885	0
115	Starfile Microfilmer	5/15/83	3,225				3,225	5	MO S/L	3,225	0
118	6 Drawer File Cabinet	5/15/83	150				150	5	MO S/L	150	0
120	6 Drawer Film File Cabinet	3/15/84	572				572	5	MO S/L	572	0
124	Secretarial Desk	9/15/87	245				245	7	MO200DB	245	0
133	Folding Chairs - Meijers (30)	10/15/89	210				210	7	MO200DB	210	0
134	Art Tables & Furniture	10/15/89	1,314				1,314	7	MO200DB	1,314	0
135	Furniture - Herman Miller	3/15/90	3,211				3,211	7	MO200DB	3,211	0
136	Desk Chairs and Computer Table	4/15/90	732				732	7	MO200DB	732	0

Federal Asset Report

Form 990, Page 1

Asset	Description	Date In Service	Cost	Bus %	Sec 179	Bonus	Basis for Depr	Per	Conv	Meth	Prior	Current
143	TV/VCR Combo	8/15/96	379				379	7	MO	200DB	379	0
144	Printing Presses	5/15/97	46,995				46,995	7	MO	200DB	46,995	0
169	Flashboard	1/15/95	1,050				1,050	7	MO	200DB	1,050	0
170	Tables & Chairs	12/15/94	8,679				8,679	7	MO	200DB	8,679	0
171	Check Cashing Equipment	4/15/97	2,200				2,200	7	MO	200DB	2,200	0
172	Bingo Machine	4/15/98	4,200				4,200	7	MO	200DB	4,200	0
173	Flashboards (4)	4/15/98	7,560				7,560	7	MO	200DB	7,560	0
174	Bonanza Board	4/15/98	1,050				1,050	7	MO	200DB	1,050	0
175	Post Road Bingo Hall	4/15/95	657,891				657,891	39	MO	S/L	464,601	16,869
181	Dell Computer Equipment	11/24/98	1,251				1,251	5	MO	200DB	1,251	0
184	Liberty L26B Folder - Baumfolder	2/26/99	12,000				12,000	7	MO	200DB	12,000	0
185	Baumfolder Folder Parts	4/08/99	9,245				9,245	7	MO	200DB	9,245	0
186	Compaq 1260	2/25/99	1,800				1,800	5	MO	200DB	1,800	0
187	Dell Computer	4/08/99	1,864				1,864	5	MO	200DB	1,864	0
188	GCC Layout Printer	6/23/99	2,543				2,543	5	MO	200DB	2,543	0
189	Dell Computer	6/30/99	1,825				1,825	5	MO	200DB	1,825	0
190	Dell Computer	6/30/99	1,825				1,825	5	MO	200DB	1,825	0
192	Dell Computer	8/27/99	1,657				1,657	5	MO	200DB	1,657	0
193	Deep Fryer	4/22/99	859				859	7	MO	200DB	859	0
194	Griddle	4/22/99	1,149				1,149	7	MO	200DB	1,149	0
195	Exhaust Fan	4/15/99	1,800				1,800	7	MO	200DB	1,800	0
197	Baum Folder	7/19/00	3,500				3,500	7	MO	200DB	3,500	0
198	X Pedex Platemaker	4/14/00	16,000				16,000	7	MO	200DB	16,000	0
200	Workstation & Printer	7/27/00	4,131				4,131	5	MO	200DB	4,131	0
201	Heidelberg Folder	3/12/01	24,905				24,905	7	MO	200DB	24,905	0
202	Lamento Insertter	5/09/01	45,045				45,045	7	MO	200DB	45,045	0
203	Tabletop Exhibit	5/16/01	5,674				5,674	7	MO	200DB	5,674	0
205	Heidelberg Paper Cutter	5/25/01	68,000				68,000	7	MO	200DB	68,000	0
211	AS400 Software Update	6/14/01	33,594				33,594	5	MO	200DB	33,594	0
212	IBM Printers	9/30/01	7,042				7,042	5	MO	200DB	7,042	0
213	Computer Work Stations	4/16/01	29,514				29,514	5	MO	200DB	29,514	0
214	Tables / Chairs	11/22/00	2,500				2,500	7	MO	200DB	2,500	0
216	MDL Insertter	4/26/01	4,415				4,415	7	MO	200DB	4,415	0
219	Land - 4081 Page Ave.	11/18/00	32,981				32,981	0	--	Land	0	0
220	Land - 4079 Page Ave.	11/18/00	59,352				59,352	0	--	Land	0	0
222	Computer System for Direct Mail	10/03/02	1,398				1,398	7	MO	200DB	1,398	0
228	Air Conditioner	6/14/02	3,865				3,865	7	MO	200DB	3,865	0
230	Tower Desktop PC	8/16/02	3,975				3,975	5	MO	200DB	3,975	0
237	Land - 4107 Page Ave.	12/15/04	60,000				60,000	0	--	Land	0	0
238	House - 4107 Page Ave.	12/15/04	25,000				25,000	27	MO	S/L	16,250	909
239	Septic & Sewer - 4107 Page Ave.	4/15/05	12,500				12,500	27	MO	S/L	7,974	454
242	Sound Equipment - 04 Grant	11/15/04	5,600				5,600	5	MO	200DB	5,600	0
244	Intel Server	11/01/06	1,483				1,483	5	MO	200DB	1,483	0
Mass Sale: 5/31/23												
245	Desktops with 19 inch monitors	11/01/06	4,353				4,353	5	MO	200DB	4,353	0
246	Acer Notebook Computer	11/01/06	2,001				2,001	5	MO	200DB	2,001	0
247	Acer 17 inch monitor	11/01/06	201				201	5	MO	200DB	201	0
248	HP Laser Printer	11/01/06	317				317	5	MO	200DB	317	0
249	Acer Notebook Computer	11/10/06	1,419				1,419	5	MO	200DB	1,419	0
250	Acer Notebook Computer	11/24/06	1,414				1,414	5	MO	200DB	1,414	0
251	Dell Laptop Computer	11/01/06	5,910				5,910	5	MO	200DB	5,910	0
252	Adobe Creative Suite 5 Software (5)	8/03/10	7,635				7,635	3	MO	200DB	7,635	0
254	PowerMac G5 Pro Computers (2)	12/12/06	12,637				12,637	5	MO	200DB	12,637	0
255	Panasonic 24p DV Camcorders (2)	1/25/07	11,510				11,510	7	MO	200DB	11,510	0
256	Mac Pro Computers (2)	3/12/07	17,251				17,251	5	MO	200DB	17,251	0
257	Video Studio Construction	5/01/07	19,849				19,849	15	MO	S/L	19,849	0
258	Heating & Cooling Unit	5/01/07	7,000				7,000	7	MO	200DB	7,000	0
259	Rackform iServ Server	5/10/07	9,063				9,063	5	MO	200DB	9,063	0
Mass Sale: 5/31/23												
260	1999 John Deere 725 Mower	6/30/09	0				0	0	HY		0	0
261	Mitsubishi Outdoor Heat Pump	11/15/12	5,250				5,250	7	MO	S/L	5,250	0
262	Roof Repairs - 4107 Page Ave	5/15/13	3,500				3,500	10	MO	S/L	3,325	175
263	Computer - Indy Bingo	8/31/13	714				714	5	MO	S/L	714	0
264	Parking Lot Asphalt	9/08/14	17,000				17,000	20	MO	S/L	6,942	850
267	Server	1/01/16	6,256				6,256	7	MO	S/L	6,107	149
Mass Sale: 5/31/23												
268	20 Ton & 10 Ton Carrier HVAC Units	9/30/16	31,720				31,720	39	MO	S/L	4,948	813
269	Salesforce Customization	10/01/17	121,232			X	15,521	3	MO	Amort	105,711	5,173
270	Heating and Cooling Unit	6/07/17	23,830				23,830	40	MO	S/L	3,227	596
271	Furnace	10/31/17	2,750				2,750	40	MO	S/L	344	69
283	Server - PC Solutions	5/08/23	10,022				10,022	7	MO	S/L	0	716

20846 National Fire Safety Council, Inc.

38-2292422

FYE: 10/31/2023

Federal Asset Report**Form 990, Page 1**

Asset	Description	Date In Service	Cost	Bus %	Sec 179 Bonus	Basis for Depr	Per Conv Meth	Prior	Current
Total Other Depreciation			<u>1,861,680</u>			<u>1,755,969</u>		<u>1,285,075</u>	<u>26,773</u>
Total ACRS and Other Depreciation			<u>1,861,680</u>			<u>1,755,969</u>		<u>1,285,075</u>	<u>26,773</u>
Listed Property:									
275	2014 Dodge Truck	11/16/20	<u>24,876</u>		X	<u>12,438</u>	5 HY 200DB	<u>20,810</u>	<u>1,627</u>
			<u>24,876</u>			<u>12,438</u>		<u>20,810</u>	<u>1,627</u>
Amortization:									
180	Address Software	10/01/98	<u>1,790</u>			<u>1,790</u>	3 MO Amort	<u>1,790</u>	<u>0</u>
191	Capital Software - System Upgrade	7/20/99	<u>4,888</u>			<u>4,888</u>	3 MO Amort	<u>4,888</u>	<u>0</u>
229	Capital Software - Net Webulator	5/30/02	<u>6,044</u>			<u>6,044</u>	3 MO Amort	<u>6,044</u>	<u>0</u>
			<u>12,722</u>			<u>12,722</u>		<u>12,722</u>	<u>0</u>
Grand Totals			<u>2,173,822</u>			<u>1,922,972</u>		<u>1,453,192</u>	<u>29,310</u>
Less: Dispositions and Transfers			<u>16,802</u>			<u>16,802</u>		<u>16,653</u>	<u>149</u>
Less: Start-up/Org Expense			<u>0</u>			<u>0</u>		<u>0</u>	<u>0</u>
Net Grand Totals			<u>2,157,020</u>			<u>1,906,170</u>		<u>1,436,539</u>	<u>29,161</u>

IN Asset Report

Form 990, Page 1

Asset	Description	Date In Service	Cost	Basis for Depr	IN Prior	IN Current	Federal Current	Difference Fed - IN
Non-Residential Real Property:								
284	Roof Replacement - Bingo Hall	10/04/23	111,000	111,000	0	119	119	0
			<u>111,000</u>	<u>111,000</u>	<u>0</u>	<u>119</u>	<u>119</u>	<u>0</u>
Prior MACRS:								
264	Parking Lot Asphalt	9/08/14	17,000	17,000	10,475	1,004	850	-154
270	Heating and Cooling Unit	6/07/17	23,830	23,830	3,284	611	596	-15
271	Furnace	10/31/17	2,750	2,750	504	100	69	-31
272	Parking Lot Asphalt/Concrete Improvements	6/30/18	56,003	56,003	21,097	3,490	0	-3,490
273	MAX FLASH SYSTEM	7/11/18	2,575	2,575	2,426	149	0	-149
274	Bingo Security System	5/31/19	16,093	16,093	1,427	413	413	0
276	Ice Machine	7/16/21	2,995	2,995	1,557	575	0	-575
278	Bryant 12 Rooftop HVAC Unit	8/04/21	14,750	14,750	457	378	378	0
279	Tab King All in One SSD Terminal	12/27/19	12,312	12,312	8,766	1,418	0	-1,418
280	50% INK JET PLATE MAKING SYSTEM	9/04/20	4,985	4,985	3,549	575	0	-575
281	Canon RISO Direct Mail Printer	1/19/22	44,818	44,818	8,964	14,341	0	-14,341
282	Lift Truck - Superior Ind. Sales	7/31/22	9,013	9,013	1,803	2,884	0	-2,884
			<u>207,124</u>	<u>207,124</u>	<u>64,309</u>	<u>25,938</u>	<u>2,306</u>	<u>-23,632</u>
Other Depreciation:								
1	Animals - Stage & Aircompressor	9/15/84	0	0	0	0	0	0
7	Address Printer	10/15/98	0	0	0	0	0	0
8	Phillsburg Insertter	9/15/98	0	0	0	0	0	0
22	Model WT-15 Rewind Machine	12/15/85	0	0	0	0	0	0
23	Web Techniques - Label Machine	12/15/85	0	0	0	0	0	0
24	Bindery Carts (2)	11/15/86	0	0	0	0	0	0
28	Bindery Carts (4)	10/15/87	0	0	0	0	0	0
32	Portable A/C 3-Ton Behler Young (2)	10/15/89	0	0	0	0	0	0
33	One Huggy Robot - Autobot	10/15/90	0	0	0	0	0	0
34	Bindery Carts (3)	10/15/90	0	0	0	0	0	0
35	Spike the Bike	10/15/90	0	0	0	0	0	0
36	Camera 320 POS	7/15/91	0	0	0	0	0	0
39	AGFA 3700XS Processor	2/15/92	0	0	0	0	0	0
40	T-SI Townsend Color Press	8/15/92	0	0	0	0	0	0
41	Air Conditioner	7/15/93	0	0	0	0	0	0
42	Zigzag Sewing Machine	3/15/93	0	0	0	0	0	0
45	ISM Sewing Machine	5/15/95	0	0	0	0	0	0
46	ISM Cutter	5/15/95	0	0	0	0	0	0
47	Fitz Snow Plow	9/15/95	0	0	0	0	0	0
48	Printer & Display Station	11/15/95	0	0	0	0	0	0
49	360 Table Top Exhibit	1/15/96	0	0	0	0	0	0
50	A/C Compressor	5/15/96	0	0	0	0	0	0
52	Go-Cart	3/15/97	0	0	0	0	0	0
53	Display Case	7/15/97	0	0	0	0	0	0
57	Land - Post Road	10/15/95	0	0	0	0	0	0
74	Yamaha Harmonizer & Lectronics	7/15/87	0	0	0	0	0	0
75	Mikes (2) & Audio System - Thalme	11/15/87	0	0	0	0	0	0
76	ID Camera	4/15/98	0	0	0	0	0	0
77	ID Camera	4/15/98	0	0	0	0	0	0
78	ID Camera	4/15/98	0	0	0	0	0	0
79	ID Camera	4/15/98	0	0	0	0	0	0
80	ID Camera	4/15/98	0	0	0	0	0	0
98	Partition & Furniture Herman Miller	9/15/85	0	0	0	0	0	0
99	2 Drawer File - Doubleday	9/15/85	0	0	0	0	0	0
100	Dividers - Herman Miller Highsmith	10/15/85	0	0	0	0	0	0
102	4 Drawer File Cabinets (3)	7/15/86	0	0	0	0	0	0
103	Furniture & Fixtures	9/15/86	0	0	0	0	0	0
104	microfilmer	5/15/83	0	0	0	0	0	0
109	Reliant Film Unit & Reader	5/15/83	0	0	0	0	0	0
110	4 Drawer File	8/15/87	0	0	0	0	0	0
113	Microimage Terminal	5/15/83	0	0	0	0	0	0
115	Starfile Microfilmer	5/15/83	0	0	0	0	0	0
118	6 Drawer File Cabinet	5/15/83	0	0	0	0	0	0
120	6 Drawer Film File Cabinet	3/15/84	0	0	0	0	0	0
124	Secretarial Desk	9/15/87	0	0	0	0	0	0
133	Folding Chairs - Meijers (30)	10/15/89	0	0	0	0	0	0

FYE: 10/31/2023

**IN Asset Report
Form 990, Page 1**

Asset	Description	Date In Service	Cost	Basis for Depr	IN Prior	IN Current	Federal Current	Difference Fed - IN
134	Art Tables & Furniture	10/15/89	0	0	0	0	0	0
135	Furniture - Herman Miller	3/15/90	0	0	0	0	0	0
136	Desk Chairs and Computer Table	4/15/90	0	0	0	0	0	0
143	TV/VCR Combo	8/15/96	0	0	0	0	0	0
144	Printing Presses	5/15/97	0	0	0	0	0	0
169	Flashboard	1/15/95	1,050	1,050	1,050	0	0	0
170	Tables & Chairs	12/15/94	8,679	8,679	8,679	0	0	0
171	Check Cashing Equipment	4/15/97	2,200	2,200	2,200	0	0	0
172	Bingo Machine	4/15/98	4,200	4,200	4,200	0	0	0
173	Flashboards (4)	4/15/98	7,560	7,560	7,560	0	0	0
174	Bonanza Board	4/15/98	1,050	1,050	1,050	0	0	0
175	Post Road Bingo Hall	4/15/95	657,891	657,891	452,986	16,448	16,869	421
180	Address Software	10/01/98	0	0	0	0	0	0
181	Dell Computer Equipment	11/24/98	0	0	0	0	0	0
184	Liberty L26B Folder - Baumfolder	2/26/99	0	0	0	0	0	0
185	Baumfolder Folder Parts	4/08/99	0	0	0	0	0	0
186	Compaq 1260	2/25/99	0	0	0	0	0	0
187	Dell Computer	4/08/99	0	0	0	0	0	0
188	GCC Layout Printer	6/23/99	0	0	0	0	0	0
189	Dell Computer	6/30/99	0	0	0	0	0	0
190	Dell Computer	6/30/99	0	0	0	0	0	0
191	Capital Software - System Upgrade	7/20/99	0	0	0	0	0	0
192	Dell Computer	8/27/99	0	0	0	0	0	0
193	Deep Fryer	4/22/99	859	859	859	0	0	0
194	Griddle	4/22/99	1,149	1,149	1,149	0	0	0
195	Exhaust Fan	4/15/99	0	0	0	0	0	0
197	Baum Folder	7/19/00	0	0	0	0	0	0
198	X Pedex Platemaker	4/14/00	0	0	0	0	0	0
200	Workstation & Printer	7/27/00	0	0	0	0	0	0
201	Heidelberg Folder	3/12/01	0	0	0	0	0	0
202	Lamento Inserter	5/09/01	0	0	0	0	0	0
203	Tabletop Exhibit	5/16/01	0	0	0	0	0	0
205	Heidelberg Paper Cutter	5/25/01	0	0	0	0	0	0
211	AS400 Software Update	6/14/01	0	0	0	0	0	0
212	IBM Printers	9/30/01	0	0	0	0	0	0
213	Computer Work Stations	4/16/01	0	0	0	0	0	0
214	Tables / Chairs	11/22/00	2,500	2,500	2,500	0	0	0
216	MDL Inserter	4/26/01	0	0	0	0	0	0
219	Land - 4081 Page Ave.	11/18/00	0	0	0	0	0	0
220	Land - 4079 Page Ave.	11/18/00	0	0	0	0	0	0
222	Computer System for Direct Mail	10/03/02	0	0	0	0	0	0
228	Air Conditioner	6/14/02	0	0	0	0	0	0
229	Capital Software - Net Webulator	5/30/02	0	0	0	0	0	0
230	Tower Desktop PC	8/16/02	0	0	0	0	0	0
237	Land - 4107 Page Ave.	12/15/04	0	0	0	0	0	0
238	House - 4107 Page Ave.	12/15/04	0	0	0	0	909	909
239	Septic & Sewer - 4107 Page Ave.	4/15/05	0	0	0	0	454	454
242	Sound Equipment - 04 Grant	11/15/04	0	0	0	0	0	0
244	Intel Server	11/01/06	0	0	0	0	0	0
Mass Sale: 5/31/23								
245	Desktops with 19 inch monitors	11/01/06	0	0	0	0	0	0
246	Acer Notebook Computer	11/01/06	0	0	0	0	0	0
247	Acer 17 inch monitor	11/01/06	0	0	0	0	0	0
248	HP Laser Printer	11/01/06	0	0	0	0	0	0
249	Acer Notebook Computer	11/10/06	0	0	0	0	0	0
250	Acer Notebook Computer	11/24/06	0	0	0	0	0	0
251	Dell Laptop Computer	11/01/06	0	0	0	0	0	0
252	Adobe Creative Suite 5 Software (5)	8/03/10	0	0	0	0	0	0
254	PowerMac G5 Pro Computers (2)	12/12/06	0	0	0	0	0	0
255	Panasonic 24p DV Camcorders (2)	1/25/07	0	0	0	0	0	0
256	Mac Pro Computers (2)	3/12/07	0	0	0	0	0	0
257	Video Studio Construction	5/01/07	0	0	0	0	0	0
258	Heating & Cooling Unit	5/01/07	0	0	0	0	0	0
259	Rackform iServ Server	5/10/07	0	0	0	0	0	0
Mass Sale: 5/31/23								
260	1999 John Deere 725 Mower	6/30/09	0	0	0	0	0	0
261	Mitsubishi Outdoor Heat Pump	11/15/12	0	0	0	0	0	0
262	Roof Repairs - 4107 Page Ave	5/15/13	0	0	0	0	175	175
263	Computer - Indy Bingo	8/31/13	0	0	0	0	0	0
267	Server	1/01/16	6,256	6,256	6,107	149	149	0

20846 National Fire Safety Council, Inc.

38-2292422

FYE: 10/31/2023

IN Asset Report

Form 990, Page 1

Asset	Description	Date In Service	Cost	Basis for Depr	IN Prior	IN Current	Federal Current	Difference Fed - IN
268	20 Ton & 10 Ton Carrier HVAC Units	9/30/16	31,720	31,720	4,948	813	813	0
269	Salesforce Customization	10/01/17	121,232	121,232	121,232	0	5,173	5,173
283	Server - PC Solutions	5/08/23	10,022	10,022	0	716	716	0
Total Other Depreciation			<u>856,368</u>	<u>856,368</u>	<u>614,520</u>	<u>18,126</u>	<u>25,258</u>	<u>7,132</u>
Total ACRS and Other Depreciation			<u>856,368</u>	<u>856,368</u>	<u>614,520</u>	<u>18,126</u>	<u>25,258</u>	<u>7,132</u>
Listed Property:								
275	2014 Dodge Truck	11/16/20	24,876	24,876	12,936	4,776	1,627	-3,149
			<u>24,876</u>	<u>24,876</u>	<u>12,936</u>	<u>4,776</u>	<u>1,627</u>	<u>-3,149</u>
Grand Totals			1,199,368	1,199,368	691,765	48,959	29,310	-19,649
Less: Dispositions			6,256	6,256	6,107	149	149	0
Less: Start-up/Org Expense			<u>0</u>	<u>0</u>	<u>0</u>	<u>0</u>	<u>0</u>	<u>0</u>
Net Grand Totals			<u>1,193,112</u>	<u>1,193,112</u>	<u>685,658</u>	<u>48,810</u>	<u>29,161</u>	<u>-19,649</u>

MI Asset Report

Form 990, Page 1

Asset	Description	Date In Service	Cost	Basis for Depr	MI Prior	MI Current	Federal Current	Difference Fed - MI
Non-Residential Real Property:								
284	Roof Replacement - Bingo Hall	10/04/23	111,000	111,000	0	119	119	0
			111,000	111,000	0	119	119	0
Prior MACRS:								
270	Heating and Cooling Unit	6/07/17	23,830	23,830	3,284	611	596	-15
271	Furnace	10/31/17	2,750	2,750	504	100	69	-31
272	Parking Lot Asphalt/Concrete Improvements	6/30/18	56,003	56,003	21,097	3,490	0	-3,490
273	MAX FLASH SYSTEM	7/11/18	2,575	2,575	2,426	149	0	-149
274	Bingo Security System	5/31/19	16,093	16,093	1,427	413	413	0
276	Ice Machine	7/16/21	2,995	2,995	1,557	575	0	-575
278	Bryant 12 Rooftop HVAC Unit	8/04/21	14,750	14,750	457	378	378	0
279	Tab King All in One SSD Terminal	12/27/19	12,312	12,312	8,766	1,418	0	-1,418
280	50% INK JET PLATE MAKING SYSTEM	9/04/20	4,985	4,985	3,549	575	0	-575
281	Canon RISO Direct Mail Printer	1/19/22	44,818	44,818	8,964	14,341	0	-14,341
282	Lift Truck - Superior Ind. Sales	7/31/22	9,013	9,013	1,803	2,884	0	-2,884
			190,124	190,124	53,834	24,934	1,456	-23,478
Other Depreciation:								
1	Animals - Stage & Aircompressor	9/15/84	20,799	20,799	20,799	0	0	0
7	Address Printer	10/15/98	4,000	4,000	4,000	0	0	0
8	Phillsburg Inserter	9/15/98	16,495	16,495	16,495	0	0	0
22	Model WT-15 Rewind Machine	12/15/85	3,483	3,483	3,483	0	0	0
23	Web Techniques - Label Machine	12/15/85	1,161	1,161	1,161	0	0	0
24	Bindery Carts (2)	11/15/86	950	950	950	0	0	0
28	Bindery Carts (4)	10/15/87	1,980	1,980	1,980	0	0	0
32	Portable A/C 3-Ton Behler Young (2)	10/15/89	2,116	2,116	2,116	0	0	0
33	One Huggy Robot - Autobot	10/15/90	5,000	5,000	5,000	0	0	0
34	Bindery Carts (3)	10/15/90	1,545	1,545	1,545	0	0	0
35	Spike the Bike	10/15/90	4,500	4,500	4,500	0	0	0
36	Camera 320 POS	7/15/91	4,520	4,520	4,520	0	0	0
39	AGFA 3700XS Processor	2/15/92	2,400	2,400	2,400	0	0	0
40	T-SI Townsend Color Press	8/15/92	5,800	5,800	5,800	0	0	0
41	Air Conditioner	7/15/93	599	599	599	0	0	0
42	Zigzag Sewing Machine	3/15/93	1,250	1,250	1,250	0	0	0
45	ISM Sewing Machine	5/15/95	2,600	2,600	2,600	0	0	0
46	ISM Cutter	5/15/95	1,475	1,475	1,475	0	0	0
47	Fitz Snow Plow	9/15/95	3,096	3,096	3,096	0	0	0
48	Printer & Display Station	11/15/95	3,572	3,572	3,572	0	0	0
49	360 Table Top Exhibit	1/15/96	804	804	804	0	0	0
50	A/C Compressor	5/15/96	2,879	2,879	2,879	0	0	0
52	Go-Cart	3/15/97	3,000	3,000	3,000	0	0	0
53	Display Case	7/15/97	1,007	1,007	1,007	0	0	0
57	Land - Post Road	10/15/95	0	0	0	0	0	0
74	Yamaha Harmonizer & Lectronics	7/15/87	3,606	3,606	3,606	0	0	0
75	Mikes (2) & Audio System - Thalme	11/15/87	1,190	1,190	1,190	0	0	0
76	ID Camera	4/15/98	1,700	1,700	1,700	0	0	0
77	ID Camera	4/15/98	1,700	1,700	1,700	0	0	0
78	ID Camera	4/15/98	1,700	1,700	1,700	0	0	0
79	ID Camera	4/15/98	1,700	1,700	1,700	0	0	0
80	ID Camera	4/15/98	1,700	1,700	1,700	0	0	0
98	Partition & Furniture Herman Miller	9/15/85	45,500	45,500	45,500	0	0	0
99	2 Drawer File - Doubleday	9/15/85	109	109	109	0	0	0
100	Dividers - Herman Miller Highsmith	10/15/85	844	844	844	0	0	0
102	4 Drawer File Cabinets (3)	7/15/86	345	345	345	0	0	0
103	Furniture & Fixtures	9/15/86	332	332	332	0	0	0
104	microfilmer	5/15/83	9,735	9,735	9,735	0	0	0
109	Reliant Film Unit & Reader	5/15/83	3,655	3,655	3,655	0	0	0
110	4 Drawer File	8/15/87	159	159	159	0	0	0
113	Microimage Terminal	5/15/83	9,885	9,885	9,885	0	0	0
115	Starfile Microfilmer	5/15/83	3,225	3,225	3,225	0	0	0
118	6 Drawer File Cabinet	5/15/83	150	150	150	0	0	0
120	6 Drawer Film File Cabinet	3/15/84	572	572	572	0	0	0
124	Secretarial Desk	9/15/87	245	245	245	0	0	0
133	Folding Chairs - Meijers (30)	10/15/89	210	210	210	0	0	0
134	Art Tables & Furniture	10/15/89	1,314	1,314	1,314	0	0	0

MI Asset Report**Form 990, Page 1**

Asset	Description	Date In Service	Cost	Basis for Depr	MI Prior	MI Current	Federal Current	Difference Fed - MI
135	Furniture - Herman Miller	3/15/90	3,211	3,211	3,211	0	0	0
136	Desk Chairs and Computer Table	4/15/90	732	732	732	0	0	0
143	TV/VCR Combo	8/15/96	379	379	379	0	0	0
144	Printing Presses	5/15/97	46,995	46,995	46,995	0	0	0
169	Flashboard	1/15/95	0	0	0	0	0	0
170	Tables & Chairs	12/15/94	0	0	0	0	0	0
171	Check Cashing Equipment	4/15/97	0	0	0	0	0	0
172	Bingo Machine	4/15/98	0	0	0	0	0	0
173	Flashboards (4)	4/15/98	0	0	0	0	0	0
174	Bonanza Board	4/15/98	0	0	0	0	0	0
175	Post Road Bingo Hall	4/15/95	0	0	0	0	16,869	16,869
181	Dell Computer Equipment	11/24/98	1,251	1,251	1,251	0	0	0
184	Liberty L26B Folder - Baumfolder	2/26/99	12,000	12,000	12,000	0	0	0
185	Baumfolder Folder Parts	4/08/99	9,245	9,245	9,245	0	0	0
186	Compaq 1260	2/25/99	1,800	1,800	1,800	0	0	0
187	Dell Computer	4/08/99	1,864	1,864	1,864	0	0	0
188	GCC Layout Printer	6/23/99	2,543	2,543	2,543	0	0	0
189	Dell Computer	6/30/99	1,825	1,825	1,825	0	0	0
190	Dell Computer	6/30/99	1,825	1,825	1,825	0	0	0
192	Dell Computer	8/27/99	1,657	1,657	1,657	0	0	0
193	Deep Fryer	4/22/99	0	0	0	0	0	0
194	Griddle	4/22/99	0	0	0	0	0	0
195	Exhaust Fan	4/15/99	0	0	0	0	0	0
197	Baum Folder	7/19/00	3,500	3,500	3,500	0	0	0
198	X Pedex Platemaker	4/14/00	16,000	16,000	16,000	0	0	0
200	Workstation & Printer	7/27/00	4,131	4,131	4,131	0	0	0
201	Heidelberg Folder	3/12/01	24,905	24,905	24,905	0	0	0
202	Lamento Inserter	5/09/01	45,045	45,045	45,045	0	0	0
203	Tabletop Exhibit	5/16/01	5,674	5,674	5,674	0	0	0
205	Heidelberg Paper Cutter	5/25/01	68,000	68,000	68,000	0	0	0
211	AS400 Software Update	6/14/01	33,594	33,594	33,594	0	0	0
212	IBM Printers	9/30/01	7,042	7,042	7,042	0	0	0
213	Computer Work Stations	4/16/01	29,514	29,514	29,514	0	0	0
214	Tables / Chairs	11/22/00	0	0	0	0	0	0
216	MDL Inserter	4/26/01	4,415	4,415	4,415	0	0	0
219	Land - 4081 Page Ave.	11/18/00	32,981	32,981	0	0	0	0
220	Land - 4079 Page Ave.	11/18/00	59,352	59,352	0	0	0	0
222	Computer System for Direct Mail	10/03/02	1,398	1,398	1,398	0	0	0
228	Air Conditioner	6/14/02	3,865	3,865	3,865	0	0	0
230	Tower Desktop PC	8/16/02	3,975	3,975	3,975	0	0	0
237	Land - 4107 Page Ave.	12/15/04	60,000	60,000	0	0	0	0
238	House - 4107 Page Ave.	12/15/04	25,000	25,000	16,250	909	909	0
239	Septic & Sewer - 4107 Page Ave.	4/15/05	12,500	12,500	7,974	454	454	0
242	Sound Equipment - 04 Grant	11/15/04	5,600	5,600	5,600	0	0	0
244	Intel Server	11/01/06	1,483	1,483	1,483	0	0	0
Mass Sale: 5/31/23								
245	Desktops with 19 inch monitors	11/01/06	4,353	4,353	4,353	0	0	0
246	Acer Notebook Computer	11/01/06	2,001	2,001	2,001	0	0	0
247	Acer 17 inch monitor	11/01/06	201	201	201	0	0	0
248	HP Laser Printer	11/01/06	317	317	317	0	0	0
249	Acer Notebook Computer	11/10/06	1,419	1,419	1,419	0	0	0
250	Acer Notebook Computer	11/24/06	1,414	1,414	1,414	0	0	0
251	Dell Laptop Computer	11/01/06	5,910	5,910	5,910	0	0	0
252	Adobe Creative Suite 5 Software (5)	8/03/10	7,635	7,635	7,635	0	0	0
254	PowerMac G5 Pro Computers (2)	12/12/06	12,637	12,637	12,637	0	0	0
255	Panasonic 24p DV Camcorders (2)	1/25/07	11,510	11,510	11,510	0	0	0
256	Mac Pro Computers (2)	3/12/07	17,251	17,251	17,251	0	0	0
257	Video Studio Construction	5/01/07	19,849	19,849	19,849	0	0	0
258	Heating & Cooling Unit	5/01/07	7,000	7,000	7,000	0	0	0
259	Rackform iServ Server	5/10/07	9,063	9,063	9,063	0	0	0
Mass Sale: 5/31/23								
260	1999 John Deere 725 Mower	6/30/09	0	0	0	0	0	0
261	Mitsubishi Outdoor Heat Pump	11/15/12	5,250	5,250	5,250	0	0	0
262	Roof Repairs - 4107 Page Ave	5/15/13	3,500	3,500	3,325	175	175	0
263	Computer - Indy Bingo	8/31/13	0	0	0	0	0	0
264	Parking Lot Asphalt	9/08/14	0	0	0	0	850	850
267	Server	1/01/16	6,256	6,256	6,107	149	149	0
Mass Sale: 5/31/23								
268	20 Ton & 10 Ton Carrier HVAC Units	9/30/16	31,720	31,720	4,880	813	813	0
269	Salesforce Customization	10/01/17	121,232	121,232	121,232	0	5,173	5,173
283	Server - PC Solutions	5/08/23	10,022	10,022	0	716	716	0

MI Asset Report**Form 990, Page 1**

<u>Asset</u>	<u>Description</u>	<u>Date In Service</u>	<u>Cost</u>	<u>Basis for Depr</u>	<u>MI Prior</u>	<u>MI Current</u>	<u>Federal Current</u>	<u>Difference Fed - MI</u>
Total Other Depreciation			996,448	996,448	793,653	3,216	26,108	22,892
Total ACRS and Other Depreciation			996,448	996,448	793,653	3,216	26,108	22,892
Listed Property:								
275	2014 Dodge Truck	11/16/20	24,876	24,876	12,936	4,776	1,627	-3,149
			24,876	24,876	12,936	4,776	1,627	-3,149
Amortization:								
180	Address Software	10/01/98	1,790	1,790	1,790	0	0	0
191	Capital Software - System Upgrade	7/20/99	4,888	4,888	4,888	0	0	0
229	Capital Software - Net Webulator	5/30/02	6,044	6,044	6,044	0	0	0
			12,722	12,722	12,722	0	0	0
Grand Totals			1,335,170	1,335,170	873,145	33,045	29,310	-3,735
Less: Dispositions			16,802	16,802	16,653	149	149	0
Less: Start-up/Org Expense			0	0	0	0	0	0
Net Grand Totals			1,318,368	1,318,368	856,492	32,896	29,161	-3,735

AMT Asset Report**Form 990, Page 1**

Asset	Description	Date In Service	Cost	Bus %	Sec 179 Bonus	Basis for Depr	Per Conv Meth	Prior	Current
Non-Residential Real Property:									
284	Roof Replacement - Bingo Hall	10/04/23	111,000			111,000	39 MM S/L	0	119
			111,000			111,000		0	119
Prior MACRS:									
264	Parking Lot Asphalt	9/08/14	17,000		X	8,500	15 HY 150DB	13,738	501
270	Heating and Cooling Unit	6/07/17	23,830			23,830	39 MM S/L	3,284	611
271	Furnace	10/31/17	2,750			2,750	27 MM S/L	504	100
272	Parking Lot Asphalt/Concrete Improvements	6/30/18	56,003		X	0	15 HY 150DB	56,003	0
273	MAX FLASH SYSTEM	7/11/18	2,575		X	0	5 HY 200DB	2,575	0
274	Bingo Security System	5/31/19	16,093			16,093	39 MM S/L	1,427	413
276	Ice Machine	7/16/21	2,995		X	0	5 HY 200DB	2,995	0
278	Bryant 12 Rooftop HVAC Unit	8/04/21	14,750			14,750	39 MM S/L	457	378
279	Tab King All in One SSD Terminal	12/27/19	12,312		X	0	5 HY 200DB	12,312	0
280	50% INK JET PLATE MAKING SYSTEM	9/04/20	4,985		X	0	5 HY 200DB	4,985	0
281	Canon RISO Direct Mail Printer	1/19/22	44,818		X	0	5 HY 200DB	44,818	0
282	Lift Truck - Superior Ind. Sales	7/31/22	9,013		X	0	5 HY 200DB	9,013	0
			207,124			65,923		152,111	2,003
Other Depreciation:									
1	Animals - Stage & Aircompressor	9/15/84	0			0	0 HY	0	0
7	Address Printer	10/15/98	0			0	0 HY	0	0
8	Phillsburg Inserter	9/15/98	0			0	0 HY	0	0
22	Model WT-15 Rewind Machine	12/15/85	0			0	0 HY	0	0
23	Web Techniques - Label Machine	12/15/85	0			0	0 HY	0	0
24	Bindery Carts (2)	11/15/86	0			0	0 HY	0	0
28	Bindery Carts (4)	10/15/87	0			0	0 HY	0	0
32	Portable A/C 3-Ton Behler Young (2)	10/15/89	0			0	0 HY	0	0
33	One Huggy Robot - Autobot	10/15/90	0			0	0 HY	0	0
34	Bindery Carts (3)	10/15/90	0			0	0 HY	0	0
35	Spike the Bike	10/15/90	0			0	0 HY	0	0
36	Camera 320 POS	7/15/91	0			0	0 HY	0	0
39	AGFA 3700XS Processor	2/15/92	0			0	0 HY	0	0
40	T-SI Townsend Color Press	8/15/92	0			0	0 HY	0	0
41	Air Conditioner	7/15/93	0			0	0 HY	0	0
42	Zigzag Sewing Machine	3/15/93	0			0	0 HY	0	0
45	ISM Sewing Machine	5/15/95	0			0	0 HY	0	0
46	ISM Cutter	5/15/95	0			0	0 HY	0	0
47	Fitz Snow Plow	9/15/95	0			0	0 HY	0	0
48	Printer & Display Station	11/15/95	0			0	0 HY	0	0
49	360 Table Top Exhibit	1/15/96	0			0	0 HY	0	0
50	A/C Compressor	5/15/96	0			0	0 HY	0	0
52	Go-Cart	3/15/97	0			0	0 HY	0	0
53	Display Case	7/15/97	0			0	0 HY	0	0
57	Land - Post Road	10/15/95	0			0	0 HY	0	0
74	Yamaha Harmonizer & Lectronics	7/15/87	0			0	0 HY	0	0
75	Mikes (2) & Audio System - Thalme	11/15/87	0			0	0 HY	0	0
76	ID Camera	4/15/98	0			0	0 HY	0	0
77	ID Camera	4/15/98	0			0	0 HY	0	0
78	ID Camera	4/15/98	0			0	0 HY	0	0
79	ID Camera	4/15/98	0			0	0 HY	0	0
80	ID Camera	4/15/98	0			0	0 HY	0	0
98	Partition & Furniture Herman Miller	9/15/85	0			0	0 HY	0	0
99	2 Drawer File - Doubleday	9/15/85	0			0	0 HY	0	0
100	Dividers - Herman Miller Highsmith	10/15/85	0			0	0 HY	0	0
102	4 Drawer File Cabinets (3)	7/15/86	0			0	0 HY	0	0
103	Furniture & Fixtures	9/15/86	0			0	0 HY	0	0
104	microfilmer	5/15/83	0			0	0 HY	0	0
109	Reliant Film Unit & Reader	5/15/83	0			0	0 HY	0	0
110	4 Drawer File	8/15/87	0			0	0 HY	0	0
113	Microimage Terminal	5/15/83	0			0	0 HY	0	0
115	Starfile Microfilmer	5/15/83	0			0	0 HY	0	0
118	6 Drawer File Cabinet	5/15/83	0			0	0 HY	0	0
120	6 Drawer Film File Cabinet	3/15/84	0			0	0 HY	0	0
124	Secretarial Desk	9/15/87	0			0	0 HY	0	0
133	Folding Chairs - Meijers (30)	10/15/89	0			0	0 HY	0	0

AMT Asset Report**Form 990, Page 1**

Asset	Description	Date In Service	Cost	Bus %	Sec 179	Bonus	Basis for Depr	Per	Conv	Meth	Prior	Current
134	Art Tables & Furniture	10/15/89	0					0	0	HY	0	0
135	Furniture - Herman Miller	3/15/90	0					0	0	HY	0	0
136	Desk Chairs and Computer Table	4/15/90	0					0	0	HY	0	0
143	TV/VCR Combo	8/15/96	0					0	0	HY	0	0
144	Printing Presses	5/15/97	0					0	0	HY	0	0
169	Flashboard	1/15/95	0					0	0	HY	0	0
170	Tables & Chairs	12/15/94	0					0	0	HY	0	0
171	Check Cashing Equipment	4/15/97	0					0	0	HY	0	0
172	Bingo Machine	4/15/98	0					0	0	HY	0	0
173	Flashboards (4)	4/15/98	0					0	0	HY	0	0
174	Bonanza Board	4/15/98	0					0	0	HY	0	0
175	Post Road Bingo Hall	4/15/95	0					0	0	HY	0	0
181	Dell Computer Equipment	11/24/98	0					0	0	HY	0	0
184	Liberty L26B Folder - Baumfolder	2/26/99	0					0	0	HY	0	0
185	Baumfolder Folder Parts	4/08/99	0					0	0	HY	0	0
186	Compaq 1260	2/25/99	0					0	0	HY	0	0
187	Dell Computer	4/08/99	0					0	0	HY	0	0
188	GCC Layout Printer	6/23/99	0					0	0	HY	0	0
189	Dell Computer	6/30/99	0					0	0	HY	0	0
190	Dell Computer	6/30/99	0					0	0	HY	0	0
192	Dell Computer	8/27/99	0					0	0	HY	0	0
193	Deep Fryer	4/22/99	0					0	0	HY	0	0
194	Griddle	4/22/99	0					0	0	HY	0	0
195	Exhaust Fan	4/15/99	0					0	0	HY	0	0
197	Baum Folder	7/19/00	0					0	0	HY	0	0
198	X Pedex Platemaker	4/14/00	0					0	0	HY	0	0
200	Workstation & Printer	7/27/00	0					0	0	HY	0	0
201	Heidelberg Folder	3/12/01	0					0	0	HY	0	0
202	Lamento Inserter	5/09/01	0					0	0	HY	0	0
203	Tabletop Exhibit	5/16/01	0					0	0	HY	0	0
205	Heidelberg Paper Cutter	5/25/01	0					0	0	HY	0	0
211	AS400 Software Update	6/14/01	0					0	0	HY	0	0
212	IBM Printers	9/30/01	0					0	0	HY	0	0
213	Computer Work Stations	4/16/01	0					0	0	HY	0	0
214	Tables / Chairs	11/22/00	0					0	0	HY	0	0
216	MDL Inserter	4/26/01	0					0	0	HY	0	0
219	Land - 4081 Page Ave.	11/18/00	0					0	0	HY	0	0
220	Land - 4079 Page Ave.	11/18/00	0					0	0	HY	0	0
222	Computer System for Direct Mail	10/03/02	0					0	0	HY	0	0
228	Air Conditioner	6/14/02	0					0	0	HY	0	0
230	Tower Desktop PC	8/16/02	0					0	0	HY	0	0
237	Land - 4107 Page Ave.	12/15/04	0					0	0	HY	0	0
238	House - 4107 Page Ave.	12/15/04	0					0	0	HY	0	0
239	Septic & Sewer - 4107 Page Ave.	4/15/05	0					0	0	HY	0	0
242	Sound Equipment - 04 Grant	11/15/04	0					0	0	HY	0	0
244	Intel Server	11/01/06	0					0	0	HY	0	0
Mass Sale: 5/31/23												
245	Desktops with 19 inch monitors	11/01/06	0					0	0	HY	0	0
246	Acer Notebook Computer	11/01/06	0					0	0	HY	0	0
247	Acer 17 inch monitor	11/01/06	0					0	0	HY	0	0
248	HP Laser Printer	11/01/06	0					0	0	HY	0	0
249	Acer Notebook Computer	11/10/06	0					0	0	HY	0	0
250	Acer Notebook Computer	11/24/06	0					0	0	HY	0	0
251	Dell Laptop Computer	11/01/06	0					0	0	HY	0	0
252	Adobe Creative Suite 5 Software (5)	8/03/10	0					0	0	HY	0	0
254	PowerMac G5 Pro Computers (2)	12/12/06	0					0	0	HY	0	0
255	Panasonic 24p DV Camcorders (2)	1/25/07	0					0	0	HY	0	0
256	Mac Pro Computers (2)	3/12/07	0					0	0	HY	0	0
257	Video Studio Construction	5/01/07	0					0	0	HY	0	0
258	Heating & Cooling Unit	5/01/07	0					0	0	HY	0	0
259	Rackform iServ Server	5/10/07	0					0	0	HY	0	0
Mass Sale: 5/31/23												
260	1999 John Deere 725 Mower	6/30/09	0					0	0	HY	0	0
261	Mitsubishi Outdoor Heat Pump	11/15/12	0					0	0	HY	0	0
262	Roof Repairs - 4107 Page Ave	5/15/13	0					0	0	HY	0	0
263	Computer - Indy Bingo	8/31/13	0					0	0	HY	0	0
267	Server	1/01/16	0					0	0	HY	0	0
Mass Sale: 5/31/23												
268	20 Ton & 10 Ton Carrier HVAC Units	9/30/16	0					0	0	HY	0	0
283	Server - PC Solutions	5/08/23	0					0	0	HY	0	0

20846 National Fire Safety Council, Inc.

38-2292422

FYE: 10/31/2023

AMT Asset Report**Form 990, Page 1**

Asset	Description	Date In Service	Cost	Bus %	Sec 179 Bonus	Basis for Depr	Per Conv Meth	Prior	Current
Total Other Depreciation			<u>0</u>			<u>0</u>		<u>0</u>	<u>0</u>
Total ACRS and Other Depreciation			<u>0</u>			<u>0</u>		<u>0</u>	<u>0</u>
Listed Property:									
275	2014 Dodge Truck	11/16/20	<u>24,876</u>		X	<u>12,438</u>	5 HY 200DB	<u>20,810</u>	<u>1,627</u>
			<u>24,876</u>			<u>12,438</u>		<u>20,810</u>	<u>1,627</u>
Grand Totals			<u>343,000</u>			<u>189,361</u>		<u>172,921</u>	<u>3,749</u>
Less: Dispositions and Transfers			<u>0</u>			<u>0</u>		<u>0</u>	<u>0</u>
Net Grand Totals			<u>343,000</u>			<u>189,361</u>		<u>172,921</u>	<u>3,749</u>

20846 National Fire Safety Council, Inc.

38-2292422

Bonus Depreciation Report

FYE: 10/31/2023

Form 990, Page 1

Asset	Property Description	Date In Service	Tax Cost	Bus Pct	Tax Sec 179 Exp	Current Bonus	Prior Bonus	Tax - Basis for Depr
269	Salesforce Customization	10/01/17	121,232		0	0	105,711	15,521
272	Parking Lot Asphalt/Concrete Improvements	6/30/18	56,003		0	0	56,003	0
273	MAX FLASH SYSTEM	7/11/18	2,575		0	0	2,575	0
275	2014 Dodge Truck	11/16/20	24,876	100	0	0	12,438	12,438
276	Ice Machine	7/16/21	2,995		0	0	2,995	0
279	Tab King All in One SSD Terminal	12/27/19	12,312		0	0	12,312	0
280	50% INK JET PLATE MAKING SYSTEM	9/04/20	4,985		0	0	4,985	0
281	Canon RISO Direct Mail Printer	1/19/22	44,818		0	0	44,818	0
282	Lift Truck - Superior Ind. Sales	7/31/22	9,013		0	0	9,013	0
Grand Total			<u>278,809</u>		<u>0</u>	<u>0</u>	<u>250,850</u>	<u>27,959</u>

20846 National Fire Safety Council, Inc.

38-2292422

FYE: 10/31/2023

Depreciation Adjustment Report**All Business Activities**

Form	Unit	Asset	Description	Tax	AMT	AMT Adjustments/ Preferences
<u>MACRS Adjustments:</u>						
Page 1	1	272	Parking Lot Asphalt/Concrete Improvements	0	0	0
Page 1	1	273	MAX FLASH SYSTEM	0	0	0
Page 1	1	274	Bingo Security System	413	413	0
Page 1	1	275	2014 Dodge Truck	1,627	1,627	0
Page 1	1	276	Ice Machine	0	0	0
Page 1	1	278	Bryant 12 Rooftop HVAC Unit	378	378	0
Page 1	1	279	Tab King All in One SSD Terminal	0	0	0
Page 1	1	280	50% INK JET PLATE MAKING SYSTEM	0	0	0
Page 1	1	281	Canon RISO Direct Mail Printer	0	0	0
Page 1	1	282	Lift Truck - Superior Ind. Sales	0	0	0
Page 1	1	284	Roof Replacement - Bingo Hall	119	119	0
				<u>2,537</u>	<u>2,537</u>	<u>0</u>

<u>Asset</u>	<u>Description</u>	<u>Date In Service</u>	<u>Cost</u>	<u>Tax</u>	<u>AMT</u>
<u>Prior MACRS:</u>					
272	Parking Lot Asphalt/Concrete Improvements	6/30/18	56,003	0	0
273	MAX FLASH SYSTEM	7/11/18	2,575	0	0
274	Bingo Security System	5/31/19	16,093	412	412
276	Ice Machine	7/16/21	2,995	0	0
278	Bryant 12 Rooftop HVAC Unit	8/04/21	14,750	378	378
279	Tab King All in One SSD Terminal	12/27/19	12,312	0	0
280	50% INK JET PLATE MAKING SYSTEM	9/04/20	4,985	0	0
281	Canon RISO Direct Mail Printer	1/19/22	44,818	0	0
282	Lift Truck - Superior Ind. Sales	7/31/22	9,013	0	0
284	Roof Replacement - Bingo Hall	10/04/23	111,000	2,846	2,846
			<u>274,544</u>	<u>3,636</u>	<u>3,636</u>

Other Depreciation:

1	Animals - Stage & Aircompressor	9/15/84	20,799	0	0
7	Address Printer	10/15/98	4,000	0	0
8	Phillsburg Insertor	9/15/98	16,495	0	0
22	Model WT-15 Rewind Machine	12/15/85	3,483	0	0
23	Web Techniques - Label Machine	12/15/85	1,161	0	0
24	Bindery Carts (2)	11/15/86	950	0	0
28	Bindery Carts (4)	10/15/87	1,980	0	0
32	Portable A/C 3-Ton Behler Young (2)	10/15/89	2,116	0	0
33	One Huggy Robot - Autobot	10/15/90	5,000	0	0
34	Bindery Carts (3)	10/15/90	1,545	0	0
35	Spike the Bike	10/15/90	4,500	0	0
36	Camera 320 POS	7/15/91	4,520	0	0
39	AGFA 3700XS Processor	2/15/92	2,400	0	0
40	T-SI Townsend Color Press	8/15/92	5,800	0	0
41	Air Conditioner	7/15/93	599	0	0
42	Zigzag Sewing Machine	3/15/93	1,250	0	0
45	ISM Sewing Machine	5/15/95	2,600	0	0
46	ISM Cutter	5/15/95	1,475	0	0
47	Fitz Snow Plow	9/15/95	3,096	0	0
48	Printer & Display Station	11/15/95	3,572	0	0
49	360 Table Top Exhibit	1/15/96	804	0	0
50	A/C Compressor	5/15/96	2,879	0	0
52	Go-Cart	3/15/97	3,000	0	0
53	Display Case	7/15/97	1,007	0	0
57	Land - Post Road	10/15/95	132,000	0	0
74	Yamaha Harmonizer & Lectronics	7/15/87	3,606	0	0
75	Mikes (2) & Audio System - Thalme	11/15/87	1,190	0	0
76	ID Camera	4/15/98	1,700	0	0
77	ID Camera	4/15/98	1,700	0	0
78	ID Camera	4/15/98	1,700	0	0
79	ID Camera	4/15/98	1,700	0	0
80	ID Camera	4/15/98	1,700	0	0
98	Partition & Furniture Herman Miller	9/15/85	45,500	0	0
99	2 Drawer File - Doubleday	9/15/85	109	0	0
100	Dividers - Herman Miller Highsmith	10/15/85	844	0	0
102	4 Drawer File Cabinets (3)	7/15/86	345	0	0
103	Furniture & Fixtures	9/15/86	332	0	0
104	microfilmer	5/15/83	9,735	0	0
109	Reliant Film Unit & Reader	5/15/83	3,655	0	0
110	4 Drawer File	8/15/87	159	0	0
113	Microimage Terminal	5/15/83	9,885	0	0
115	Starfile Microfilmer	5/15/83	3,225	0	0
118	6 Drawer File Cabinet	5/15/83	150	0	0
120	6 Drawer Film File Cabinet	3/15/84	572	0	0
124	Secretarial Desk	9/15/87	245	0	0
133	Folding Chairs - Meijers (30)	10/15/89	210	0	0
134	Art Tables & Furniture	10/15/89	1,314	0	0
135	Furniture - Herman Miller	3/15/90	3,211	0	0
136	Desk Chairs and Computer Table	4/15/90	732	0	0
143	TV/VCR Combo	8/15/96	379	0	0
144	Printing Presses	5/15/97	46,995	0	0

Asset	Description	Date In Service	Cost	Tax	AMT
169	Flashboard	1/15/95	1,050	0	0
170	Tables & Chairs	12/15/94	8,679	0	0
171	Check Cashing Equipment	4/15/97	2,200	0	0
172	Bingo Machine	4/15/98	4,200	0	0
173	Flashboards (4)	4/15/98	7,560	0	0
174	Bonanza Board	4/15/98	1,050	0	0
175	Post Road Bingo Hall	4/15/95	657,891	16,869	0
181	Dell Computer Equipment	11/24/98	1,251	0	0
184	Liberty L26B Folder - Baumfolder	2/26/99	12,000	0	0
185	Baumfolder Folder Parts	4/08/99	9,245	0	0
186	Compaq 1260	2/25/99	1,800	0	0
187	Dell Computer	4/08/99	1,864	0	0
188	GCC Layout Printer	6/23/99	2,543	0	0
189	Dell Computer	6/30/99	1,825	0	0
190	Dell Computer	6/30/99	1,825	0	0
192	Dell Computer	8/27/99	1,657	0	0
193	Deep Fryer	4/22/99	859	0	0
194	Griddle	4/22/99	1,149	0	0
195	Exhaust Fan	4/15/99	1,800	0	0
197	Baum Folder	7/19/00	3,500	0	0
198	X Pedex Platemaker	4/14/00	16,000	0	0
200	Workstation & Printer	7/27/00	4,131	0	0
201	Heidelberg Folder	3/12/01	24,905	0	0
202	Lamento Inserter	5/09/01	45,045	0	0
203	Tabletop Exhibit	5/16/01	5,674	0	0
205	Heidelberg Paper Cutter	5/25/01	68,000	0	0
211	AS400 Software Update	6/14/01	33,594	0	0
212	IBM Printers	9/30/01	7,042	0	0
213	Computer Work Stations	4/16/01	29,514	0	0
214	Tables / Chairs	11/22/00	2,500	0	0
216	MDL Inserter	4/26/01	4,415	0	0
219	Land - 4081 Page Ave.	11/18/00	32,981	0	0
220	Land - 4079 Page Ave.	11/18/00	59,352	0	0
222	Computer System for Direct Mail	10/03/02	1,398	0	0
228	Air Conditioner	6/14/02	3,865	0	0
230	Tower Desktop PC	8/16/02	3,975	0	0
237	Land - 4107 Page Ave.	12/15/04	60,000	0	0
238	House - 4107 Page Ave.	12/15/04	25,000	909	0
239	Septic & Sewer - 4107 Page Ave.	4/15/05	12,500	455	0
242	Sound Equipment - 04 Grant	11/15/04	5,600	0	0
245	Desktops with 19 inch monitors	11/01/06	4,353	0	0
246	Acer Notebook Computer	11/01/06	2,001	0	0
247	Acer 17 inch monitor	11/01/06	201	0	0
248	HP Laser Printer	11/01/06	317	0	0
249	Acer Notebook Computer	11/10/06	1,419	0	0
250	Acer Notebook Computer	11/24/06	1,414	0	0
251	Dell Laptop Computer	11/01/06	5,910	0	0
252	Adobe Creative Suite 5 Software (5)	8/03/10	7,635	0	0
254	PowerMac G5 Pro Computers (2)	12/12/06	12,637	0	0
255	Panasonic 24p DV Camcorders (2)	1/25/07	11,510	0	0
256	Mac Pro Computers (2)	3/12/07	17,251	0	0
257	Video Studio Construction	5/01/07	19,849	0	0
258	Heating & Cooling Unit	5/01/07	7,000	0	0
260	1999 John Deere 725 Mower	6/30/09	0	0	0
261	Mitsubishi Outdoor Heat Pump	11/15/12	5,250	0	0
262	Roof Repairs - 4107 Page Ave	5/15/13	3,500	0	0
263	Computer - Indy Bingo	8/31/13	714	0	0
264	Parking Lot Asphalt	9/08/14	17,000	850	502
268	20 Ton & 10 Ton Carrier HVAC Units	9/30/16	31,720	813	0
269	Salesforce Customization	10/01/17	121,232	3,449	0
270	Heating and Cooling Unit	6/07/17	23,830	595	611
271	Furnace	10/31/17	2,750	68	100
283	Server - PC Solutions	5/08/23	10,022	1,432	0
Total Other Depreciation			1,844,878	25,440	1,213
Total ACRS and Other Depreciation			1,844,878	25,440	1,213

Listed Property:

20846 National Fire Safety Council, Inc.

38-2292422

Future Depreciation Report**FYE: 10/31/24**

FYE: 10/31/2023

Form 990, Page 1

<u>Asset</u>	<u>Description</u>	<u>Date In Service</u>	<u>Cost</u>	<u>Tax</u>	<u>AMT</u>
275	2014 Dodge Truck	11/16/20	24,876	975	975
			24,876	975	975

Amortization:

180	Address Software	10/01/98	1,790	0	0
191	Capital Software - System Upgrade	7/20/99	4,888	0	0
229	Capital Software - Net Webulator	5/30/02	6,044	0	0
			12,722	0	0

Grand Totals

2,157,020	30,051	5,824
-----------	--------	-------

<u>Asset</u>	<u>Description</u>	<u>Date In Service</u>	<u>Cost</u>	<u>IN</u>
<u>Prior MACRS:</u>				
272	Parking Lot Asphalt/Concrete Improvements	6/30/18	56,003	3,307
273	MAX FLASH SYSTEM	7/11/18	2,575	0
274	Bingo Security System	5/31/19	16,093	412
276	Ice Machine	7/16/21	2,995	345
278	Bryant 12 Rooftop HVAC Unit	8/04/21	14,750	378
279	Tab King All in One SSD Terminal	12/27/19	12,312	1,419
280	50% INK JET PLATE MAKING SYSTEM	9/04/20	4,985	574
281	Canon RISO Direct Mail Printer	1/19/22	44,818	8,605
282	Lift Truck - Superior Ind. Sales	7/31/22	9,013	1,730
284	Roof Replacement - Bingo Hall	10/04/23	111,000	2,846
			<u>274,544</u>	<u>19,616</u>

Other Depreciation:

1	Animals - Stage & Aircompressor	9/15/84	0	0
7	Address Printer	10/15/98	0	0
8	Phillsburg Inserter	9/15/98	0	0
22	Model WT-15 Rewind Machine	12/15/85	0	0
23	Web Techniques - Label Machine	12/15/85	0	0
24	Bindery Carts (2)	11/15/86	0	0
28	Bindery Carts (4)	10/15/87	0	0
32	Portable A/C 3-Ton Behler Young (2)	10/15/89	0	0
33	One Huggy Robot - Autobot	10/15/90	0	0
34	Bindery Carts (3)	10/15/90	0	0
35	Spike the Bike	10/15/90	0	0
36	Camera 320 POS	7/15/91	0	0
39	AGFA 3700XS Processor	2/15/92	0	0
40	T-SI Townsend Color Press	8/15/92	0	0
41	Air Conditioner	7/15/93	0	0
42	Zigzag Sewing Machine	3/15/93	0	0
45	ISM Sewing Machine	5/15/95	0	0
46	ISM Cutter	5/15/95	0	0
47	Fitz Snow Plow	9/15/95	0	0
48	Printer & Display Station	11/15/95	0	0
49	360 Table Top Exhibit	1/15/96	0	0
50	A/C Compressor	5/15/96	0	0
52	Go-Cart	3/15/97	0	0
53	Display Case	7/15/97	0	0
57	Land - Post Road	10/15/95	0	0
74	Yamaha Harmonizer & Lectronics	7/15/87	0	0
75	Mikes (2) & Audio System - Thalme	11/15/87	0	0
76	ID Camera	4/15/98	0	0
77	ID Camera	4/15/98	0	0
78	ID Camera	4/15/98	0	0
79	ID Camera	4/15/98	0	0
80	ID Camera	4/15/98	0	0
98	Partition & Furniture Herman Miller	9/15/85	0	0
99	2 Drawer File - Doubleday	9/15/85	0	0
100	Dividers - Herman Miller Highsmith	10/15/85	0	0
102	4 Drawer File Cabinets (3)	7/15/86	0	0
103	Furniture & Fixtures	9/15/86	0	0
104	microfilmer	5/15/83	0	0
109	Reliant Film Unit & Reader	5/15/83	0	0
110	4 Drawer File	8/15/87	0	0
113	Microimage Terminal	5/15/83	0	0
115	Starfile Microfilmer	5/15/83	0	0
118	6 Drawer File Cabinet	5/15/83	0	0
120	6 Drawer Film File Cabinet	3/15/84	0	0
124	Secretarial Desk	9/15/87	0	0
133	Folding Chairs - Meijers (30)	10/15/89	0	0
134	Art Tables & Furniture	10/15/89	0	0
135	Furniture - Herman Miller	3/15/90	0	0
136	Desk Chairs and Computer Table	4/15/90	0	0
143	TV/VCR Combo	8/15/96	0	0
144	Printing Presses	5/15/97	0	0

Asset	Description	Date In Service	Cost	IN
169	Flashboard	1/15/95	1,050	0
170	Tables & Chairs	12/15/94	8,679	0
171	Check Cashing Equipment	4/15/97	2,200	0
172	Bingo Machine	4/15/98	4,200	0
173	Flashboards (4)	4/15/98	7,560	0
174	Bonanza Board	4/15/98	1,050	0
175	Post Road Bingo Hall	4/15/95	657,891	16,447
181	Dell Computer Equipment	11/24/98	0	0
184	Liberty L26B Folder - Baumfolder	2/26/99	0	0
185	Baumfolder Folder Parts	4/08/99	0	0
186	Compaq 1260	2/25/99	0	0
187	Dell Computer	4/08/99	0	0
188	GCC Layout Printer	6/23/99	0	0
189	Dell Computer	6/30/99	0	0
190	Dell Computer	6/30/99	0	0
192	Dell Computer	8/27/99	0	0
193	Deep Fryer	4/22/99	859	0
194	Griddle	4/22/99	1,149	0
195	Exhaust Fan	4/15/99	0	0
197	Baum Folder	7/19/00	0	0
198	X Pedex Platemaker	4/14/00	0	0
200	Workstation & Printer	7/27/00	0	0
201	Heidelberg Folder	3/12/01	0	0
202	Lamento Insertter	5/09/01	0	0
203	Tabletop Exhibit	5/16/01	0	0
205	Heidelberg Paper Cutter	5/25/01	0	0
211	AS400 Software Update	6/14/01	0	0
212	IBM Printers	9/30/01	0	0
213	Computer Work Stations	4/16/01	0	0
214	Tables / Chairs	11/22/00	2,500	0
216	MDL Insertter	4/26/01	0	0
219	Land - 4081 Page Ave.	11/18/00	0	0
220	Land - 4079 Page Ave.	11/18/00	0	0
222	Computer System for Direct Mail	10/03/02	0	0
228	Air Conditioner	6/14/02	0	0
230	Tower Desktop PC	8/16/02	0	0
237	Land - 4107 Page Ave.	12/15/04	0	0
238	Housc - 4107 Page Ave.	12/15/04	0	0
239	Septic & Sewer - 4107 Page Ave.	4/15/05	0	0
242	Sound Equipment - 04 Grant	11/15/04	0	0
245	Desktops with 19 inch monitors	11/01/06	0	0
246	Acer Notebook Computer	11/01/06	0	0
247	Acer 17 inch monitor	11/01/06	0	0
248	HP Laser Printer	11/01/06	0	0
249	Acer Notebook Computer	11/10/06	0	0
250	Acer Notebook Computer	11/24/06	0	0
251	Dell Laptop Computer	11/01/06	0	0
252	Adobe Creative Suite 5 Software (5)	8/03/10	0	0
254	PowerMac G5 Pro Computers (2)	12/12/06	0	0
255	Panasonic 24p DV Camcorders (2)	1/25/07	0	0
256	Mac Pro Computers (2)	3/12/07	0	0
257	Video Studio Construction	5/01/07	0	0
258	Heating & Cooling Unit	5/01/07	0	0
260	1999 John Deere 725 Mower	6/30/09	0	0
261	Mitsubishi Outdoor Heat Pump	11/15/12	0	0
262	Roof Repairs - 4107 Page Ave	5/15/13	0	0
263	Computer - Indy Bingo	8/31/13	0	0
264	Parking Lot Asphalt	9/08/14	17,000	1,004
268	20 Ton & 10 Ton Carrier HVAC Units	9/30/16	31,720	813
269	Salesforce Customization	10/01/17	121,232	0
270	Heating and Cooling Unit	6/07/17	23,830	611
271	Furnace	10/31/17	2,750	100
283	Server - PC Solutions	5/08/23	10,022	1,432
Total Other Depreciation			893,692	20,407
Total ACRS and Other Depreciation			893,692	20,407

Listed Property:

20846 National Fire Safety Council, Inc.

38-2292422

IN Future Depreciation Report

FYE: 10/31/24

FYE: 10/31/2023

Form 990, Page 1

<u>Asset</u>	<u>Description</u>	<u>Date In Service</u>	<u>Cost</u>	<u>IN</u>
275	2014 Dodge Truck	11/16/20	24,876	2,865
			<u>24,876</u>	<u>2,865</u>
<u>Amortization:</u>				
180	Address Software	10/01/98	0	0
191	Capital Software - System Upgrade	7/20/99	0	0
229	Capital Software - Net Webulator	5/30/02	0	0
			<u>0</u>	<u>0</u>
Grand Totals			<u>1,193,112</u>	<u>42,888</u>

Asset	Description	Date In Service	Cost	MI
Prior MACRS:				
272	Parking Lot Asphalt/Concrete Improvements	6/30/18	56,003	3,307
273	MAX FLASH SYSTEM	7/11/18	2,575	0
274	Bingo Security System	5/31/19	16,093	412
276	Ice Machine	7/16/21	2,995	345
278	Bryant 12 Rooftop HVAC Unit	8/04/21	14,750	378
279	Tab King All in One SSD Terminal	12/27/19	12,312	1,419
280	50% INK JET PLATE MAKING SYSTEM	9/04/20	4,985	574
281	Canon RISO Direct Mail Printer	1/19/22	44,818	8,605
282	Lift Truck - Superior Ind. Sales	7/31/22	9,013	1,730
284	Roof Replacement - Bingo Hall	10/04/23	111,000	2,846
			<u>274,544</u>	<u>19,616</u>

Other Depreciation:

1	Animals - Stage & Aircompressor	9/15/84	20,799	0
7	Address Printer	10/15/98	4,000	0
8	Phillsburg Insertor	9/15/98	16,495	0
22	Model WT-15 Rewind Machine	12/15/85	3,483	0
23	Web Techniques - Label Machine	12/15/85	1,161	0
24	Bindery Carts (2)	11/15/86	950	0
28	Bindery Carts (4)	10/15/87	1,980	0
32	Portable A/C 3-Ton Behler Young (2)	10/15/89	2,116	0
33	One Huggy Robot - Autobot	10/15/90	5,000	0
34	Bindery Carts (3)	10/15/90	1,545	0
35	Spike the Bike	10/15/90	4,500	0
36	Camera 320 POS	7/15/91	4,520	0
39	AGFA 3700XS Processor	2/15/92	2,400	0
40	T-SI Townsend Color Press	8/15/92	5,800	0
41	Air Conditioner	7/15/93	599	0
42	Zigzag Sewing Machine	3/15/93	1,250	0
45	ISM Sewing Machine	5/15/95	2,600	0
46	ISM Cutter	5/15/95	1,475	0
47	Fitz Snow Plow	9/15/95	3,096	0
48	Printer & Display Station	11/15/95	3,572	0
49	360 Table Top Exhibit	1/15/96	804	0
50	A/C Compressor	5/15/96	2,879	0
52	Go-Cart	3/15/97	3,000	0
53	Display Case	7/15/97	1,007	0
57	Land - Post Road	10/15/95	0	0
74	Yamaha Harmonizer & Lectronics	7/15/87	3,606	0
75	Mikes (2) & Audio System - Thalme	11/15/87	1,190	0
76	ID Camera	4/15/98	1,700	0
77	ID Camera	4/15/98	1,700	0
78	ID Camera	4/15/98	1,700	0
79	ID Camera	4/15/98	1,700	0
80	ID Camera	4/15/98	1,700	0
98	Partition & Furniture Herman Miller	9/15/85	45,500	0
99	2 Drawer File - Doubleday	9/15/85	109	0
100	Dividers - Herman Miller Highsmith	10/15/85	844	0
102	4 Drawer File Cabinets (3)	7/15/86	345	0
103	Furniture & Fixtures	9/15/86	332	0
104	microfilmer	5/15/83	9,735	0
109	Reliant Film Unit & Reader	5/15/83	3,655	0
110	4 Drawer File	8/15/87	159	0
113	Microimage Terminal	5/15/83	9,885	0
115	Starfile Microfilmer	5/15/83	3,225	0
118	6 Drawer File Cabinet	5/15/83	150	0
120	6 Drawer Film File Cabinet	3/15/84	572	0
124	Secretarial Desk	9/15/87	245	0
133	Folding Chairs - Meijers (30)	10/15/89	210	0
134	Art Tables & Furniture	10/15/89	1,314	0
135	Furniture - Herman Miller	3/15/90	3,211	0
136	Desk Chairs and Computer Table	4/15/90	732	0
143	TV/VCR Combo	8/15/96	379	0
144	Printing Presses	5/15/97	46,995	0

Asset	Description	Date In Service	Cost	MI
169	Flashboard	1/15/95	0	0
170	Tables & Chairs	12/15/94	0	0
171	Check Cashing Equipment	4/15/97	0	0
172	Bingo Machine	4/15/98	0	0
173	Flashboards (4)	4/15/98	0	0
174	Bonanza Board	4/15/98	0	0
175	Post Road Bingo Hall	4/15/95	0	0
181	Dell Computer Equipment	11/24/98	1,251	0
184	Liberty L26B Folder - Baumfolder	2/26/99	12,000	0
185	Baumfolder Folder Parts	4/08/99	9,245	0
186	Compaq 1260	2/25/99	1,800	0
187	Dell Computer	4/08/99	1,864	0
188	GCC Layout Printer	6/23/99	2,543	0
189	Dell Computer	6/30/99	1,825	0
190	Dell Computer	6/30/99	1,825	0
192	Dell Computer	8/27/99	1,657	0
193	Deep Fryer	4/22/99	0	0
194	Griddle	4/22/99	0	0
195	Exhaust Fan	4/15/99	0	0
197	Baum Folder	7/19/00	3,500	0
198	X Pedex Platemaker	4/14/00	16,000	0
200	Workstation & Printer	7/27/00	4,131	0
201	Heidelberg Folder	3/12/01	24,905	0
202	Lamento Inserter	5/09/01	45,045	0
203	Tabletop Exhibit	5/16/01	5,674	0
205	Heidelberg Paper Cutter	5/25/01	68,000	0
211	AS400 Software Update	6/14/01	33,594	0
212	IBM Printers	9/30/01	7,042	0
213	Computer Work Stations	4/16/01	29,514	0
214	Tables / Chairs	11/22/00	0	0
216	MDL Inserter	4/26/01	4,415	0
219	Land - 4081 Page Ave.	11/18/00	32,981	0
220	Land - 4079 Page Ave.	11/18/00	59,352	0
222	Computer System for Direct Mail	10/03/02	1,398	0
228	Air Conditioner	6/14/02	3,865	0
230	Tower Desktop PC	8/16/02	3,975	0
237	Land - 4107 Page Ave.	12/15/04	60,000	0
238	House - 4107 Page Ave.	12/15/04	25,000	909
239	Septic & Sewer - 4107 Page Ave.	4/15/05	12,500	455
242	Sound Equipment - 04 Grant	11/15/04	5,600	0
245	Desktops with 19 inch monitors	11/01/06	4,353	0
246	Acer Notebook Computer	11/01/06	2,001	0
247	Acer 17 inch monitor	11/01/06	201	0
248	HP Laser Printer	11/01/06	317	0
249	Acer Notebook Computer	11/10/06	1,419	0
250	Acer Notebook Computer	11/24/06	1,414	0
251	Dell Laptop Computer	11/01/06	5,910	0
252	Adobe Creative Suite 5 Software (5)	8/03/10	7,635	0
254	PowerMac G5 Pro Computers (2)	12/12/06	12,637	0
255	Panasonic 24p DV Camcorders (2)	1/25/07	11,510	0
256	Mac Pro Computers (2)	3/12/07	17,251	0
257	Video Studio Construction	5/01/07	19,849	0
258	Heating & Cooling Unit	5/01/07	7,000	0
260	1999 John Deere 725 Mower	6/30/09	0	0
261	Mitsubishi Outdoor Heat Pump	11/15/12	5,250	0
262	Roof Repairs - 4107 Page Ave	5/15/13	3,500	0
263	Computer - Indy Bingo	8/31/13	0	0
264	Parking Lot Asphalt	9/08/14	0	0
268	20 Ton & 10 Ton Carrier HVAC Units	9/30/16	31,720	814
269	Salesforce Customization	10/01/17	121,232	0
270	Heating and Cooling Unit	6/07/17	23,830	611
271	Furnace	10/31/17	2,750	100
283	Server - PC Solutions	5/08/23	10,022	1,432
Total Other Depreciation			<u>1,006,226</u>	<u>4,321</u>
Total ACRS and Other Depreciation			<u><u>1,006,226</u></u>	<u><u>4,321</u></u>

Listed Property:

20846 National Fire Safety Council, Inc.

38-2292422

MI Future Depreciation Report

FYE: 10/31/24

FYE: 10/31/2023

Form 990, Page 1

<u>Asset</u>	<u>Description</u>	<u>Date In Service</u>	<u>Cost</u>	<u>MI</u>
275	2014 Dodge Truck	11/16/20	24,876	2,865
			<u>24,876</u>	<u>2,865</u>
<u>Amortization:</u>				
180	Address Software	10/01/98	1,790	0
191	Capital Software - System Upgrade	7/20/99	4,888	0
229	Capital Software - Net Webulator	5/30/02	6,044	0
			<u>12,722</u>	<u>0</u>
Grand Totals			<u>1,318,368</u>	<u>26,802</u>

Form 990-T	Business Income Activity Summary	2022
Name NATIONAL FIRE SAFETY COUNCIL, INC.		Taxpayer Identification Number 38-2292422

Business Activity Income (and allocation of Prior-2018 NOL)

A. Total Pre-2018 Net Operating Losses Carried Forward	A. <u>9,540</u>
B. Total Pre-2018 Net Operating Loss allocated to Sch A activities	B. _____
C. Total Pre-2018 Net Operating Loss allocated to Form 990-T, Line 6	C. _____
D. Pre-2018 Applied (Sum of B and C)	D. _____
E. Pre-2018 Remaining (Line A minus Line D)	E. <u>9,540</u>
F. Pre-2018 Net Operating Losses Expiring this Year	F. _____
G. Pre-2018 Net Operating Losses Carried Forward	G. <u>9,540</u>

Unrelated Business Income Activity with Income	Code	Net Income	Allocated Pre2018 NOL
1. _____		1. _____	
2. _____		2. _____	
3. _____		3. _____	
4. _____		4. _____	
5. _____		5. _____	
6. _____		6. _____	
7. _____		7. _____	
8. _____		8. _____	
9. _____		9. _____	
10. _____		10. _____	
11. _____		11. _____	
12. _____		12. _____	
13. _____		13. _____	
14. _____		14. _____	
15. All other revenue		15. _____	
16. Total taxable income		16. _____	

Business Activity Losses

Unrelated Business Income Activity with Losses	Code	Current Year Loss
1. UNRELATED BUSINESS ACTIVITY	531110	1. <u>-2,065</u>
2. _____		2. _____
3. _____		3. _____
4. _____		4. _____
5. All other activities		5. _____
6. Totals		6. <u>-2,065</u>

Form 990-T	Schedule A Loss Carryover Calculation Description UNRELATED BUSINESS ACTIVITY	2022
Name NATIONAL FIRE SAFETY COUNCIL, INC.		Taxpayer Identification Number 38-2292422
Unincorporated Business Income Tax Code: 531110 Activity: LESSORS OF RESIDENTIAL BUILDINGS		

Each activity may carryforward losses after 2018

1 Activity income	1	-2,065
2 Activity deductions	2	
3 Activities income or loss, after deductions	3	-2,065
4 Enter losses carried over to this year (no amounts prior to 2018) plus any carried-back amounts	4	
5 Enter 100% of the amount on Line 3, if both lines 3 and 4 are positive.	5	
6 Take the lesser of Line 4 or Line 5. Enter here and on Line 17 of Form 990-T, Sch A, Part II	6	
7 Remaining losses to be carried forward to 2023 (Subtract Line 6 from line 4)	7	
8 If line 3 is less than zero, enter that amount here as a positive number	8	2,065
9 Total loss carried forward to 2023 (Add lines 7 and 8)	9	2,065

Electronic Filing includes the report of additional amounts for this activity

E1 Post-2017 loss amounts from 2021, indefinite carryover (Reported with Form 990-T, Pt IV, with above UBIT code)	E1	
E2 Prior year activity losses included on Schedule A, Line 17	E2	

Net Operating Loss Carryover Worksheet for Pre-2018 Losses					2022
Form 990-T	For calendar year 2022, or tax year beginning 11/01/22 , ending 10/31/23				
Name NATIONAL FIRE SAFETY COUNCIL, INC.					Employer Identification Number 38-2292422
Preceding Taxable Year	Adj. To NOL Inc/(Loss) After Adj.	Prior Year NOL Utilized (Income Offset)	Carryovers to Current Year	Current Year Income Offset By Prior Carryover	Next Year Carryover
16th 10/31/03					
15th 10/31/04					
14th 10/31/05					
13th 10/31/06					
12th 10/31/07					
11th 10/31/08					
10th 10/31/09					
9th 10/31/10					
8th 10/31/11					
7th 10/31/12					
6th 10/31/13					
5th 10/31/14	-12,480	2,940	9,540		9,540
4th 10/31/15	45	-45			
3rd 10/31/16	483	-483			
2nd 10/31/17	373	-373			
1st 10/31/18	223	-223			
NOL carryover available to current year			9,540		
Current year	0				
NOL carryover available to next year					9,540

Form 990	Two Year Comparison Report		2021 & 2022
For calendar year 2022, or tax year beginning 11/01/22 , ending 10/31/23			

Name

Taxpayer Identification Number

NATIONAL FIRE SAFETY COUNCIL, INC.**38-2292422**

		2021	2022	Differences
Revenue	1. Contributions, gifts, grants	1. 3,620,301	3,526,528	-93,773
	2. Membership dues and assessments	2.		
	3. Government contributions and grants	3.		
	4. Program service revenue	4.		
	5. Investment income	5. 12,801	25,562	12,761
	6. Proceeds from tax exempt bonds	6.		
	7. Net gain or (loss) from sale of assets other than inventory	7. -180,219		180,219
	8. Net income or (loss) from fundraising events	8.		
	9. Net income or (loss) from gaming	9. 122,455	88,252	-34,203
	10. Net gain or (loss) on sales of inventory	10.		
	11. Other revenue	11. 435,885	56,206	-379,679
	12. Total revenue. Add lines 1 through 11	12. 4,011,223	3,696,548	-314,675
Expenses	13. Grants and similar amounts paid	13.		
	14. Benefits paid to or for members	14.		
	15. Compensation of officers, directors, trustees, etc.	15. 243,624	190,111	-53,513
	16. Salaries, other compensation, and employee benefits	16. 1,942,385	2,033,734	91,349
	17. Professional fundraising fees	17.		
	18. Other professional fees	18. 95,822	115,009	19,187
	19. Occupancy, rent, utilities, and maintenance	19. 67,081	67,833	752
	20. Depreciation and Depletion	20. 20,271	20,279	8
	21. Other expenses	21. 1,358,697	1,370,844	12,147
	22. Total expenses. Add lines 13 through 21	22. 3,727,880	3,797,810	69,930
	23. Excess or (Deficit). Subtract line 22 from line 12	23. 283,343	-101,262	-384,605
	24. Total exempt revenue	24. 4,011,223	3,696,548	-314,675
Other Information	25. Total unrelated revenue	25. 589	-2,065	-2,654
	26. Total excludable revenue	26. 390,333	172,085	-218,248
	27. Total assets	27. 3,649,784	3,511,712	-138,072
	28. Total liabilities	28. 236,373	180,651	-55,722
	29. Retained earnings	29. 3,413,411	3,331,061	-82,350
	30. Number of voting members of governing body	30. 6	6	
	31. Number of independent voting members of governing body	31. 4	4	
	32. Number of employees	32. 47	58	
	33. Number of volunteers	33. 25	25	

Form 990T	Two Year Comparison Report		2021 & 2022
For calendar year 2022, or tax year beginning 11/01/22 , ending 10/31/23			

Name

Taxpayer Identification Number

NATIONAL FIRE SAFETY COUNCIL, INC.**38-2292422**

		2021	2022	Differences
Business Taxable Income	1. Number of unrelated business activities for this return	1	1	
	2. Unrelated business taxable income from all trades	589		-589
	3. Charitable contributions			
	4. Section 199A deduction (trusts only)			
	5. Taxable income before NOL loss	589		-589
	6. Net operating loss (pre-2018)	589		-589
	7. Specific deduction	1,000	1,000	
	8. Unrelated business taxable income.			
Tax & Credits	9. Income tax (corporate or trust)			
	10. Proxy tax			
	11. Other taxes			
	12. Total taxes			
	13. Other credits			
	14. General business credit			
	15. Credit for prior year minimum tax			
	16. Total credits			
	17. Net tax after credits			
	18. Recapture taxes and 965 tax			
	19. Total Taxes			
Due/Refund	20. Prior year overpayment and estimated tax payments			
	21. Payment made with extension			
	22. Backup withholding and foreign withholding			
	23. Other payments			
	24. Total payments			
	25. Balance due/(Overpayment)			
	26. Overpayment applied to next year			
	27. Penalties			
	28. Total due/(Refund)			
	29. Activity Losses NOL (Post-2017)		-2,065	-2,065

Form SchA (990T)	Two Year Comparison for Unrelated Business Activity For calendar year 2022, or tax year beginning 11/01/22 , ending 10/31/23	2021 & 2022
Organization Name NATIONAL FIRE SAFETY COUNCIL, INC.		Taxpayer Identification Number 38-2292422

Activity: UNRELATED BUSINESS ACTIVITY			Unincorporated Business Income Tax Code: 531110		
			2021	2022	Differences
Revenue	1. Gross profit/loss on business activities	1.			
	2. Capital gains/losses	2.			
	3. Income/loss from partnerships and S corporations	3.			
	4. Rental income (net of expense)	4.	589	-2,065	-2,654
	5. Unrelated debt-financed income (net of expense)	5.			
	6. Interest, and other income from controlled organizations (net of expense)	6.			
	7. Investment income of specific organizations (net of expense)	7.			
	8. Exploited exempt activity income (net of expense)	8.			
	9. Advertising income (net of expense)	9.			
	10. Other income	10.			
	11. Total trade or business income. Combine lines 1 through 10	11.	589	-2,065	-2,654
Expenses	12. Compensation of officers, directors, and trustees	12.			
	13. Other salaries and wages	13.			
	14. Repairs and maintenance	14.			
	15. Bad debts	15.			
	16. Interest	16.			
	17. Taxes and licenses	17.			
	18. Depreciation and Depletion	18.			
	19. Contributions to deferred compensation plans	19.			
	20. Employee benefit programs	20.			
	21. Other deductions	21.			
	22. Total deductions. Add lines 12 through 22	22.			
	23. Taxable income before deductions. Subtract line 23 from 11	23.	589	-2,065	-2,654
	24. Deductible losses	24.			
	25. Unrelated business taxable income (loss)	25.	589	-2,065	-2,654

Form 990	Tax Return History	2022
-----------------	---------------------------	-------------

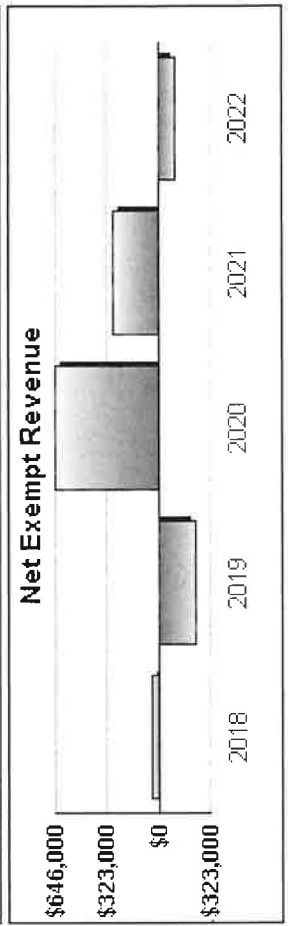


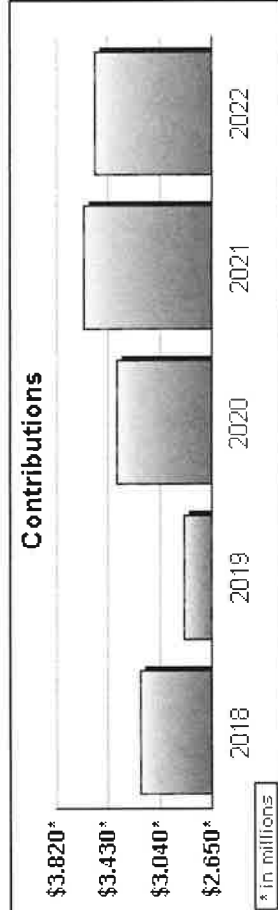
Name	Employer Identification Number
NATIONAL FIRE SAFETY COUNCIL, INC.	38-2292422

	2018	2019	2020	2021	2022	2023
Contributions, gifts, grants	3,186,854	2,850,443	3,372,435	3,620,301	3,526,528	
Membership dues						
Program service revenue						
Capital gain or loss	-17,190		4,000	-180,219		
Investment income	20,818	10,085	21,236	12,801	25,562	
Fundraising revenue (income/loss)	30,982	63,541	193,524	122,455	88,252	
Gaming revenue (income/loss)	16,044	-4,419	430,501	435,885	56,206	
Other revenue	3,237,508	2,919,650	4,021,696	4,011,223	3,696,548	
Total revenue						
Grants and similar amounts paid						
Benefits paid to or for members	199,119	231,454	223,202	243,624	190,111	
Compensation of officers, etc.	1,729,899	1,879,311	1,872,271	1,942,385	2,033,734	
Other compensation	81,178	82,142	98,041	95,822	115,009	
Professional fees	68,823	70,692	60,368	67,081	67,833	
Occupancy costs	61,157	62,708	29,674	20,271	20,279	
Depreciation and depletion	1,049,314	817,173	1,090,516	1,358,697	1,370,844	
Other expenses	3,189,490	3,143,480	3,374,072	3,727,880	3,797,810	
Total expenses	48,018	-223,830	647,624	283,343	-101,262	
Excess or (Deficit)						
Total exempt revenue	3,237,508	2,919,650	4,021,696	4,011,223	3,696,548	
Total unrelated revenue	661	1,189	2,181	589	-2,065	
Total excludable revenue	49,993	68,018	647,080	390,333	172,085	
Total Assets	2,854,563	3,127,183	3,986,832	3,649,784	3,511,712	
Total Liabilities	142,372	621,406	714,371	236,373	180,651	
Net Fund Balances	2,712,191	2,505,777	3,272,461	3,413,411	3,331,061	

Form 990T	Tax Return History				2022
Name		Employer Identification Number			
NATIONAL FIRE SAFETY COUNCIL, INC.		38-2292422			

* Income shown net of expenses

	2018	2019	2020	2021	2022	2023
Business activity profit/loss						
Capital gains/losses						
Partner and S Corp gain/loss						
Rental income*						
Debt-financed income*	45	1				
Controlled organizations income/interest*						
Investment income, specific organizations*						
Exploited exempt activity income*						
Other income						
Total trade or business income.	45	1	2,181	589		
Compensation of officers, ect.						
Other salaries and wages						
Repairs and maintenance						
Bad debts						
Interest						
Taxes and licenses						
Charitable contributions						
Depreciation and Depletion						
Deferred compensation plans						
Employee benefit programs						



20846 National Fire Safety Council, Inc.

38-2292422

FYE: 10/31/2023

Federal Statements

Taxable Interest on Investments

Description	Amount	Unrelated Business	Exclusion Code	Postal Code	Acquired after 6/30/75	US Obs (\$ or %)
INTEREST INCOME	\$ 3,303					
TOTAL	\$ 3,303					

20846 National Fire Safety Council, Inc.
38-2292422
FYE: 10/31/2023

Federal Statements

Form 990, Part IX, Line 11g - Other Fees for Service (Non-employee)

Description	Total Expenses	Program Service	Management & General	Fund Raising
OTHER PROFESSIONAL FEES	\$ 31,999		\$ 31,999	
CONTRACTED SERVICES	3,497	1,748	1,749	
SECURITY	516		516	
TOTAL	\$ 36,012	\$ 1,748	\$ 34,264	\$ 0

Form 990, Part IX, Line 24e - All Other Expenses

Description	Total Expenses	Program Service	Management & General	Fund Raising
TRAINING	\$ 3,179			\$ 318
MISCELLANEOUS	2,966	2,861	2,966	
DUES & SUBSCRIPTIONS	1,128		1,128	
ALLOCATED PR TAX/BENEFIT	-2,350	9,964	-9,024	-3,290
ALLOCATED OFFICER BENEFIT	-8,883		-8,883	
ALLOCATED OFFICER SALARY	-52,061		-52,061	
TOTAL	\$ -56,021	\$ 12,825	\$ -65,874	\$ -2,972

Schedule A, Part II, Line 1(e)

Description	Amount
CONTRIBUTIONS	\$ 3,526,528
TOTAL	\$ 3,526,528

20846 National Fire Safety Council, Inc.
38-2292422
FYE: 10/31/2023

Federal Statements

Schedule A, Part II, Line 8(e)

Description	Amount
POST ROAD - INDIANAPOLIS	\$ 140,400
TOTAL	\$ 140,400

Schedule A, Part II, Line 9(e)

Description	Amount
4107 PAGE AVE	\$ -2,065
LESS: DEDUCTIONS	-1,000
TOTAL	\$ -3,065

Schedule A, Part II, Line 10(e)

Description	Amount
BINGO	\$ 771,555
PULLTABS	2,921,196
DAUBER & RAFFLE	18,624
TOTAL	\$ 3,711,375

Schedule A, Part II, Line 12 - Current year

Description	Amount
INTEREST INCOME	\$ 3,303
INVESTMENT INCOME	22,259
OTHER INCOME	1,247
TOY MACHINE TELE REVENUE	9,287
COST SHARING REVENUE	33,262
TOTAL	\$ 69,358